



TM

INSTRUCTIONS · NOTICE D'UTILISATION · ANWEISUNG · ISTRUZIONI
INSTRUCCIONES · INSTRUCȚIE · INSTRUÇÃO · ИНСТРУКЦИЯ

389118

8+

498
PCS/PZS



COMPATIBLE WITH
LEADING BRANDS

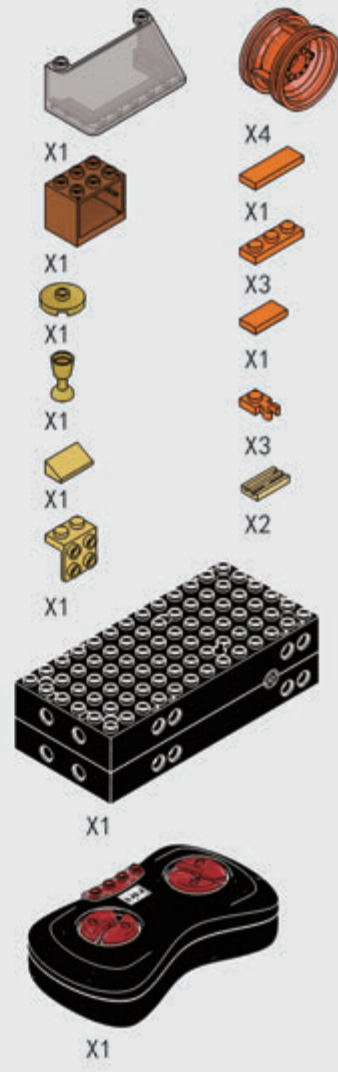
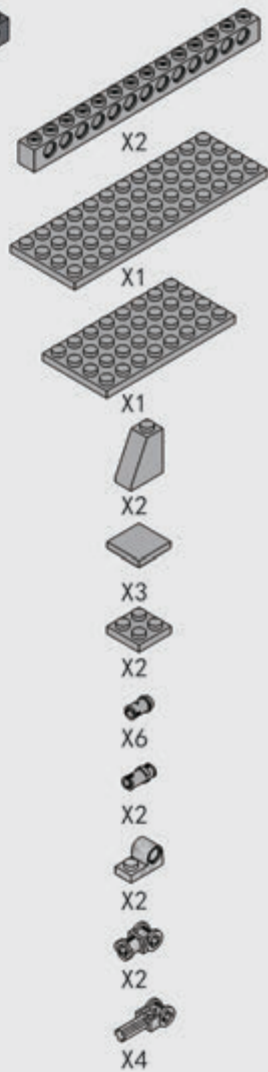

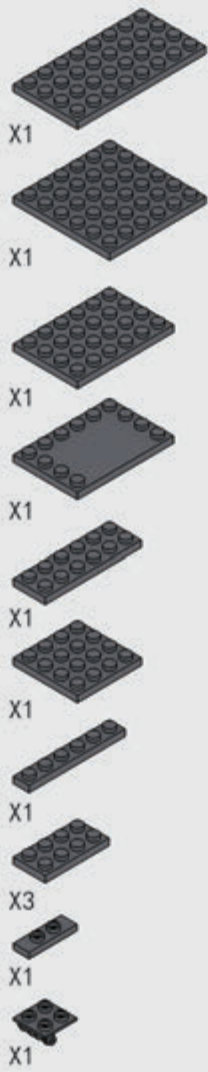
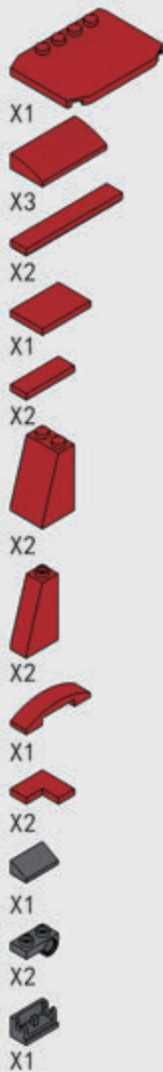
3XAAA/LR03 1.5V

2XAAA/LR03 1.5V

- BATTERIES NOT INCLUDED
- PILES NON INCLUSES
- BATERIAS NO INCLUIDAS
- EXCLUSIF BATTERIJEN
- BATERIAS NAO INCLUIDAS
- БАТАРЕЙ НЕ ВКЛЮЧЕНЫ



RC OFF-ROAD STUNT RACER

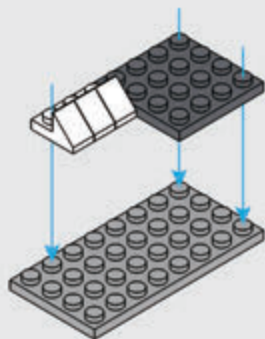
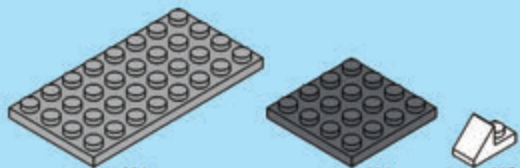


1

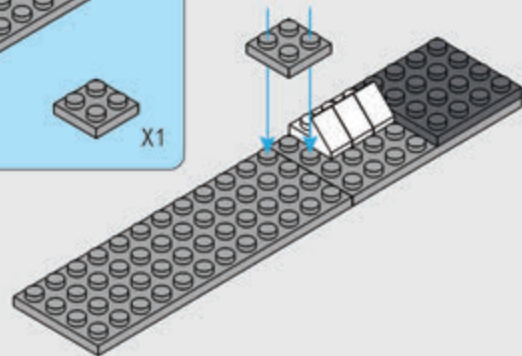
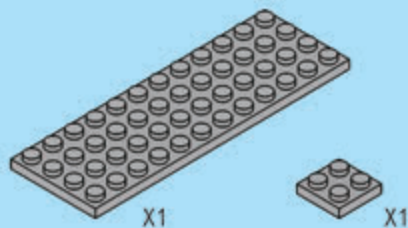
X2



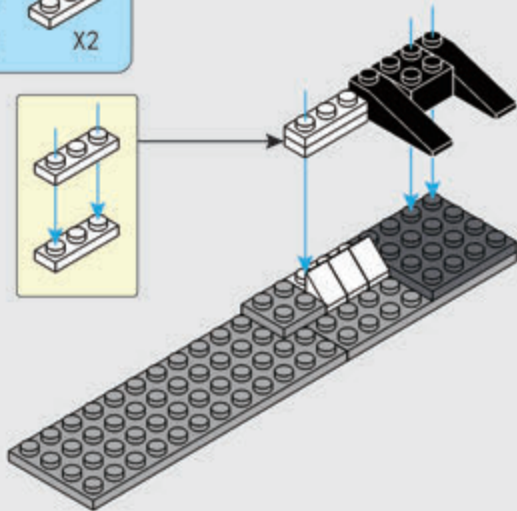
01

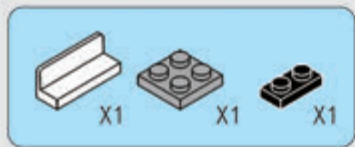


02

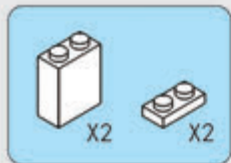
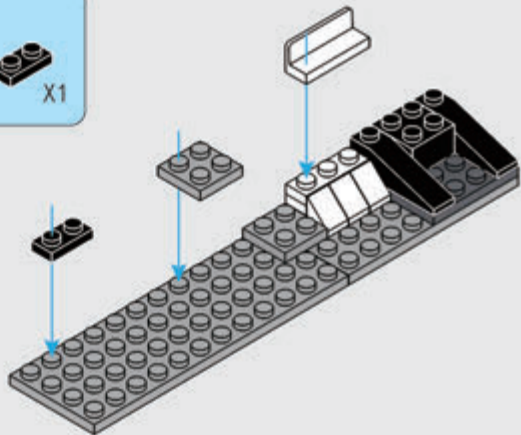


03

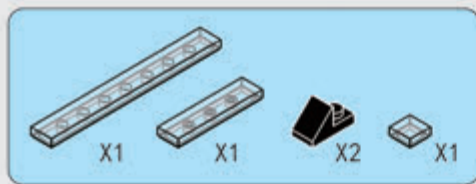
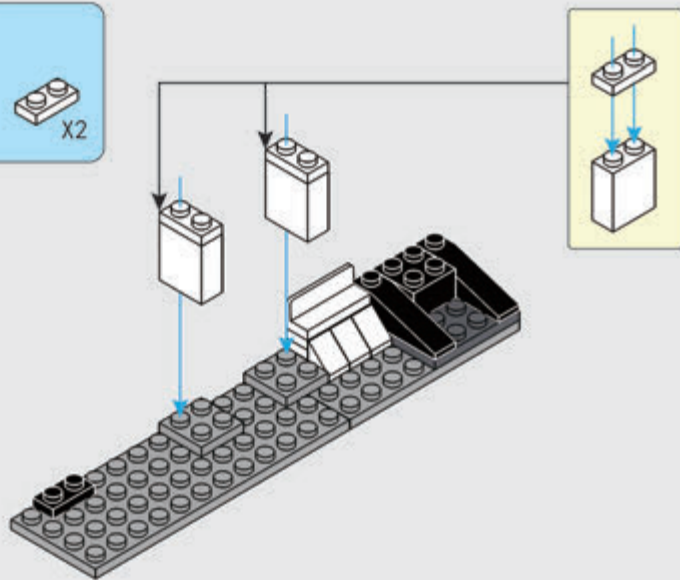




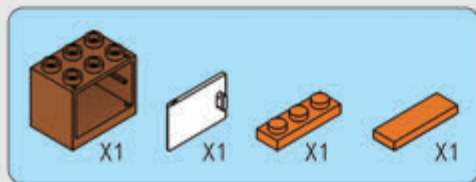
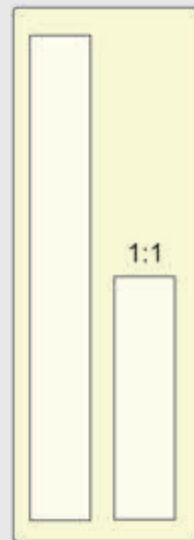
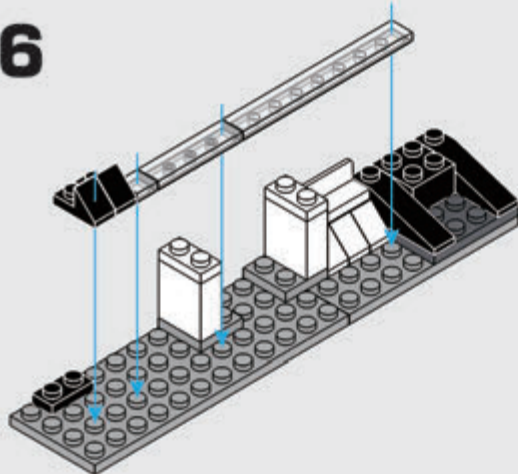
04



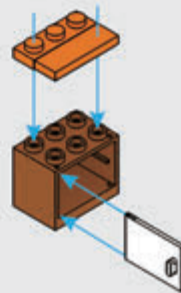

05



06

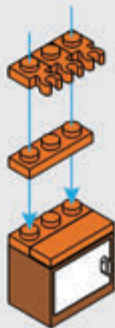


07


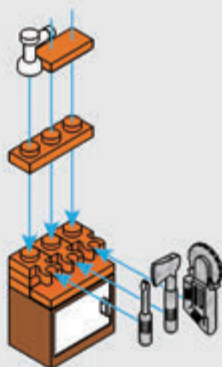




08

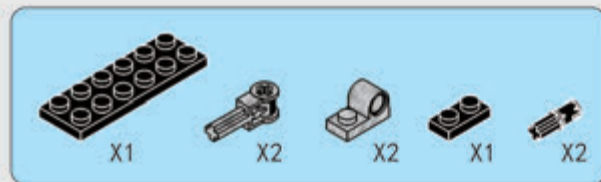
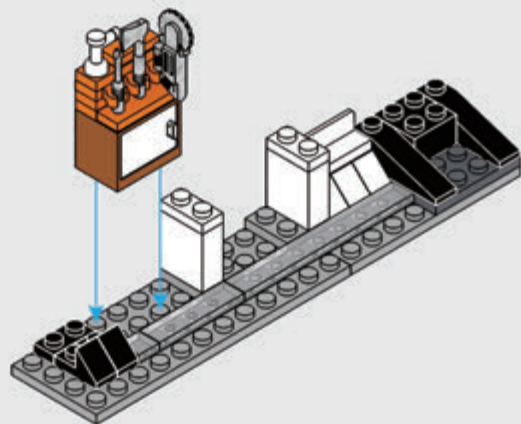


09

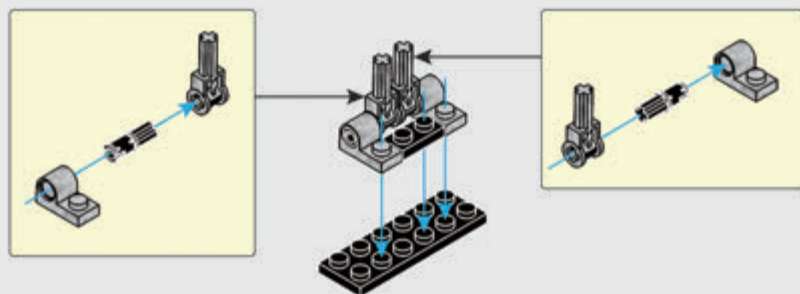


03

10

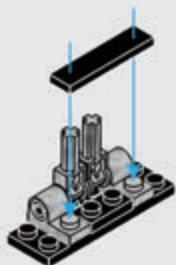


11

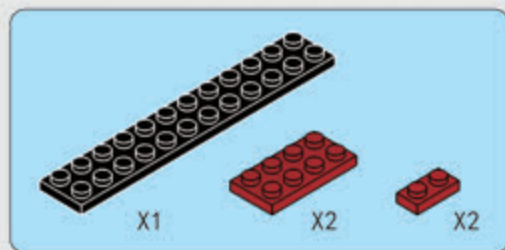
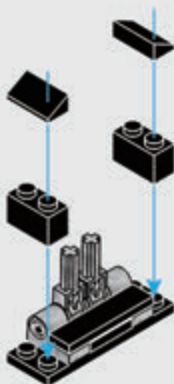




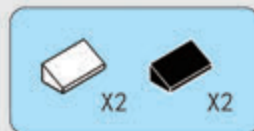
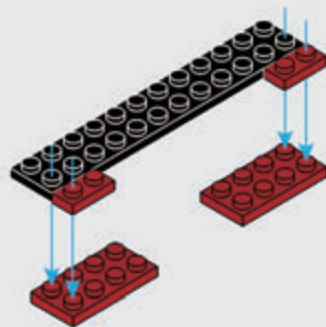
12



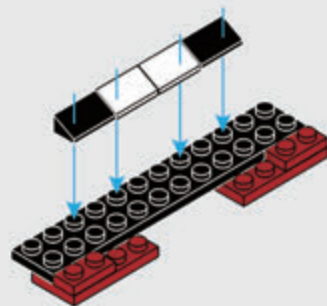
13

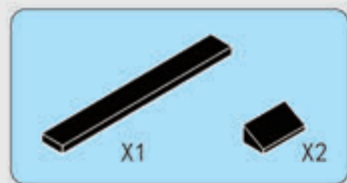


14

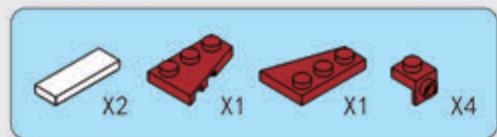
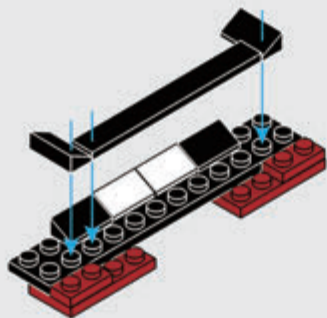


15

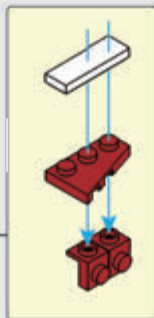
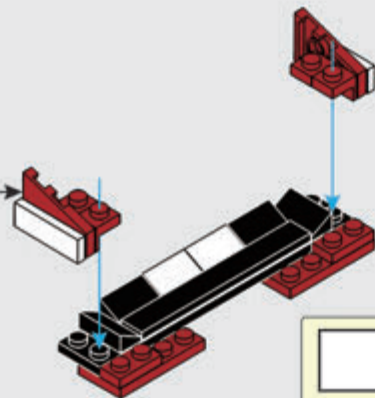
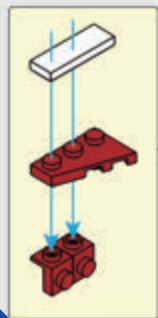




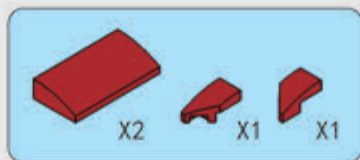
16



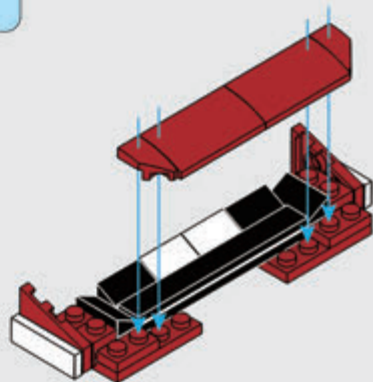
17



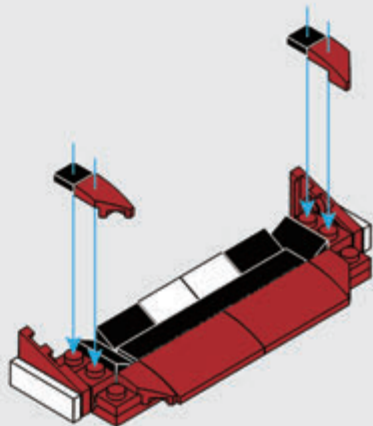
05



18

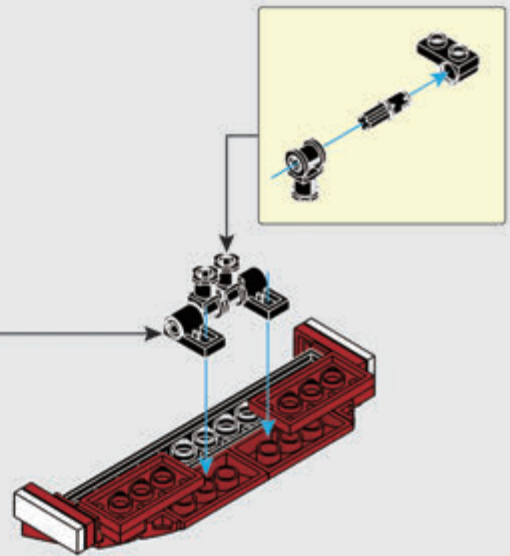
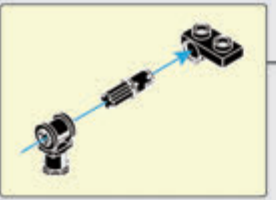


19

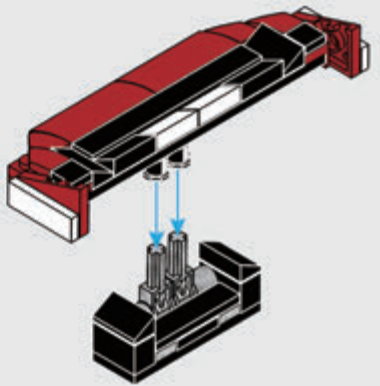




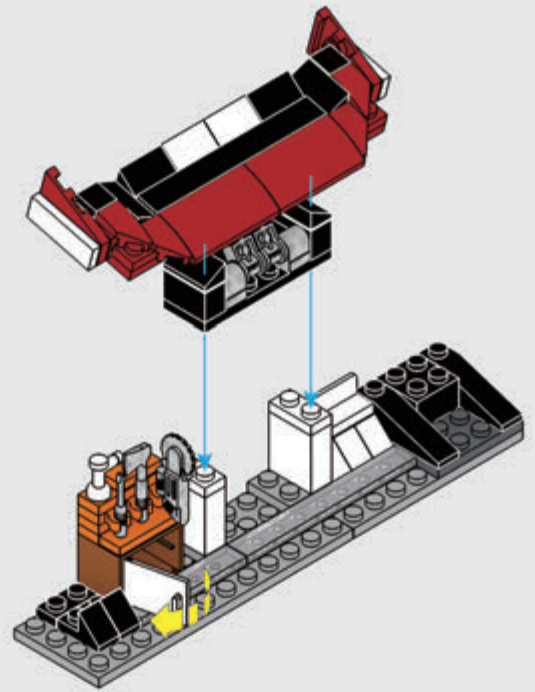
20

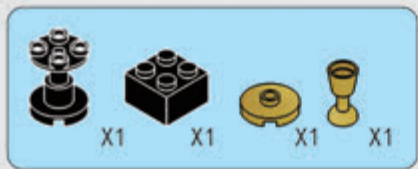


21

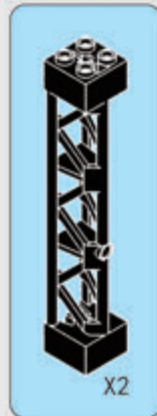
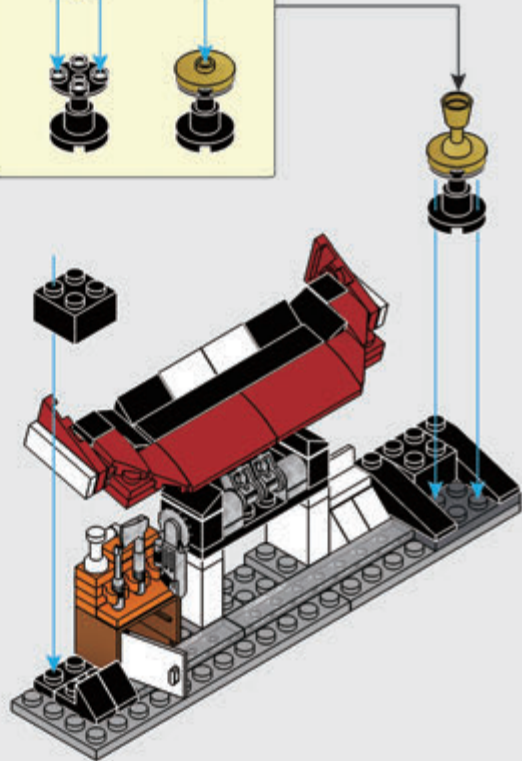
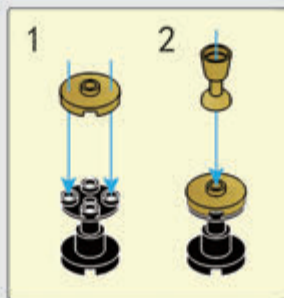


22

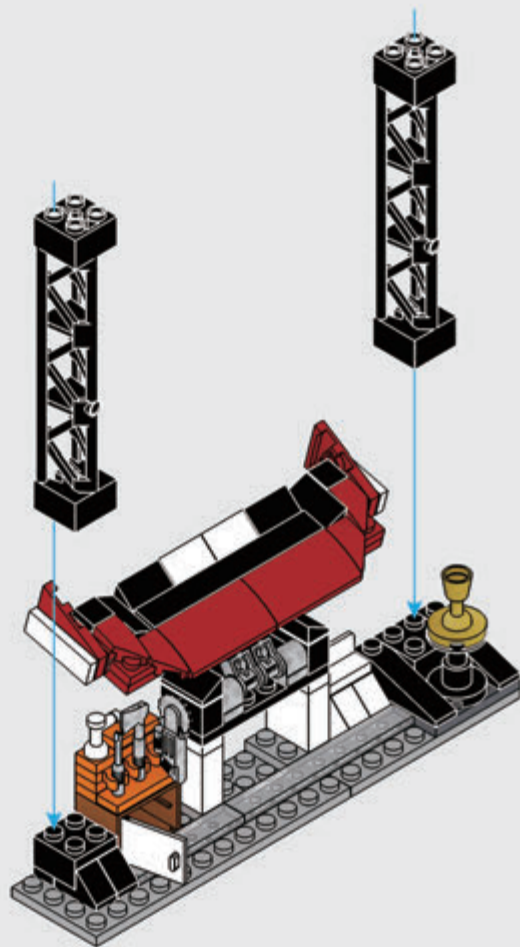




23

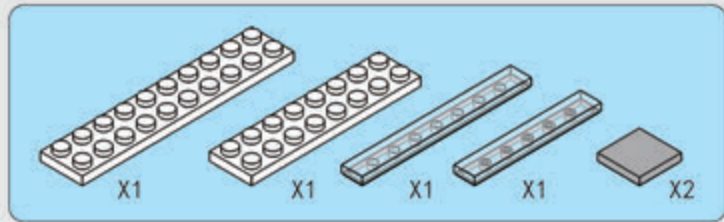
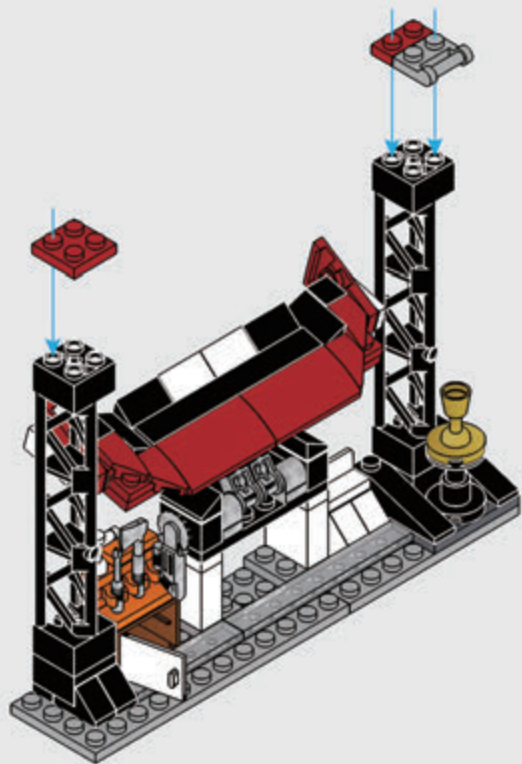


24

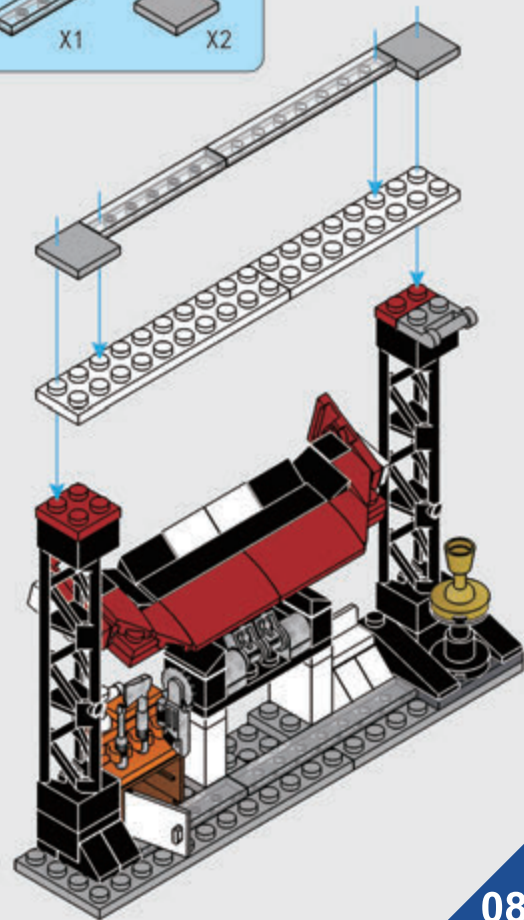
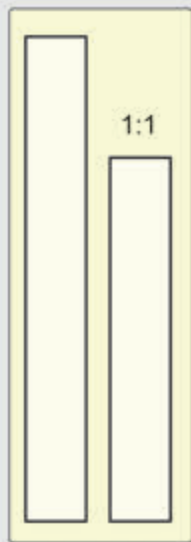




25

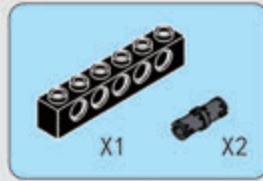
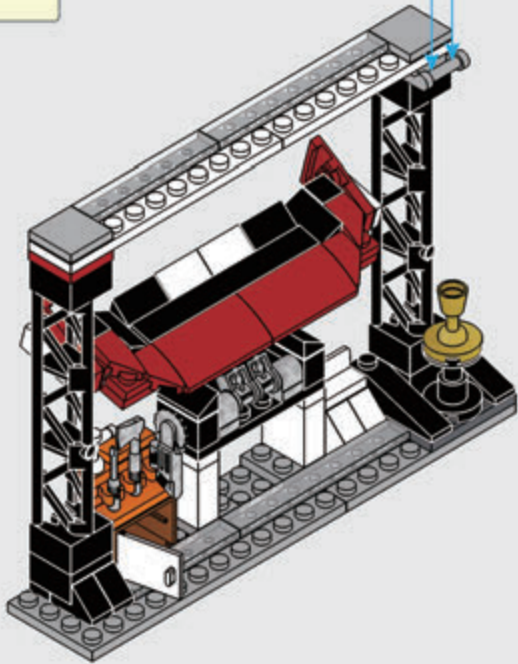
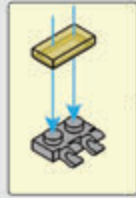


26





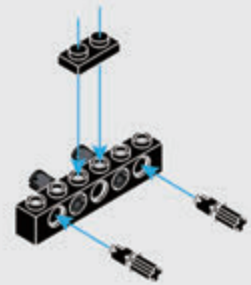
27



28

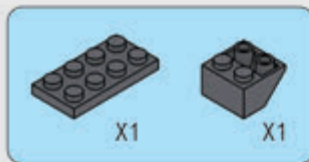
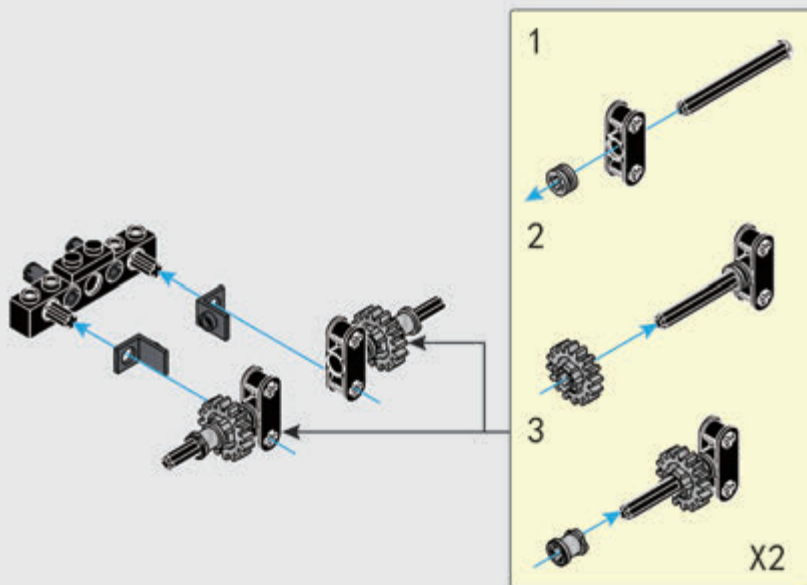


29

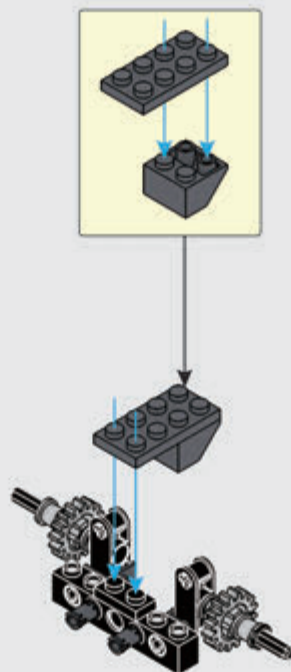


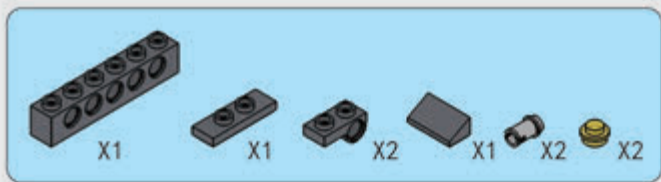


30

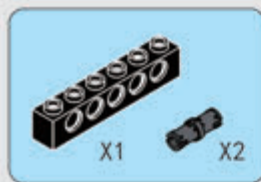
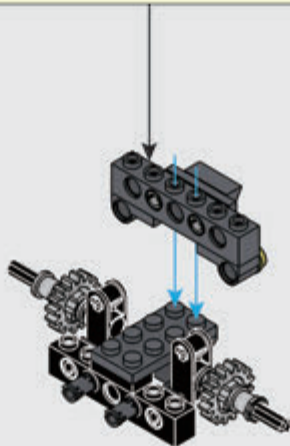
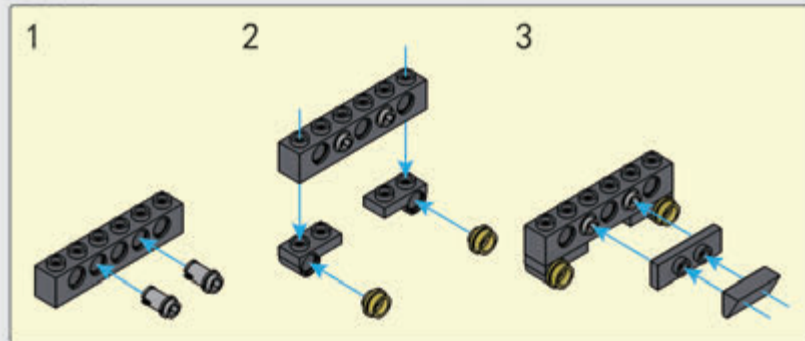


31

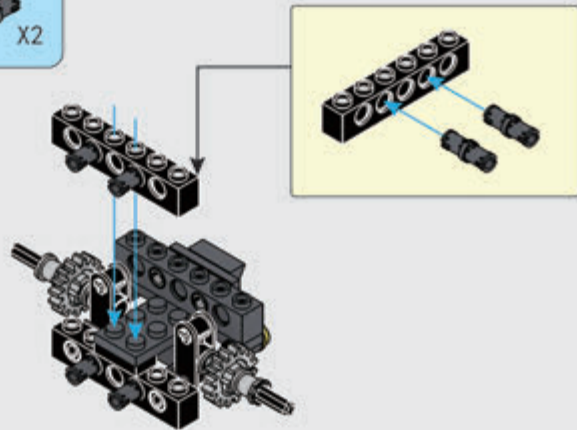




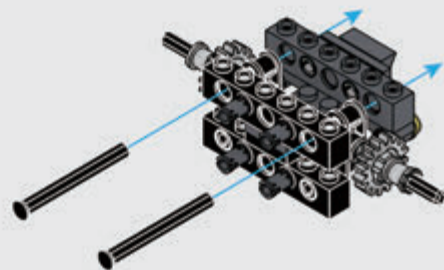
32

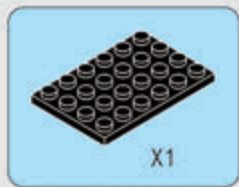


33

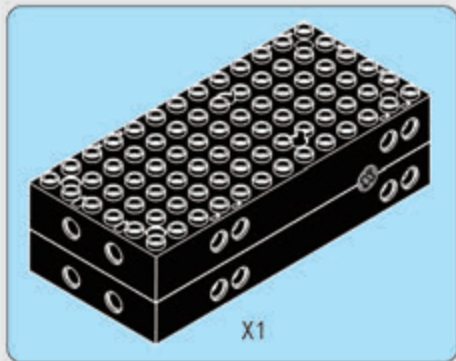
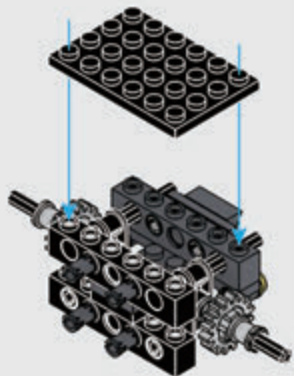


34

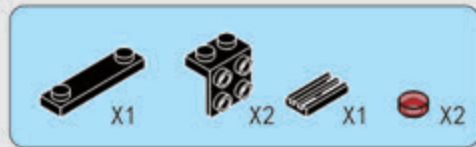
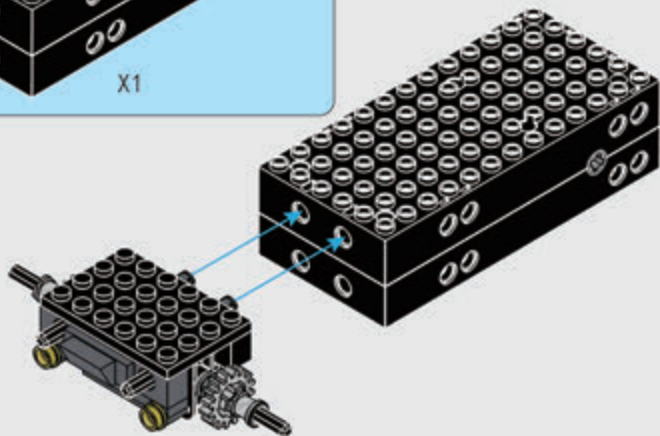




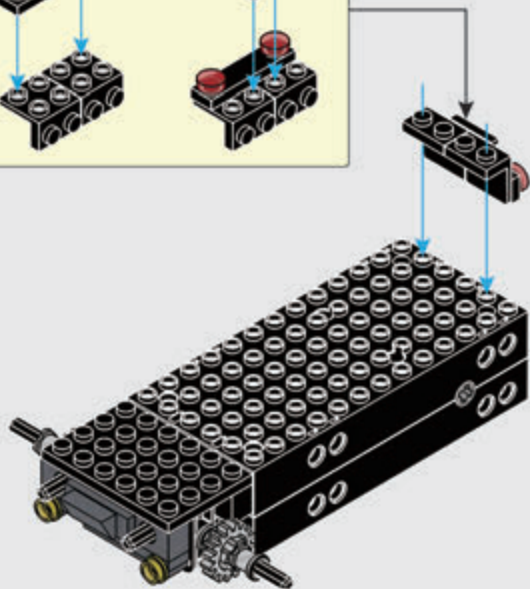
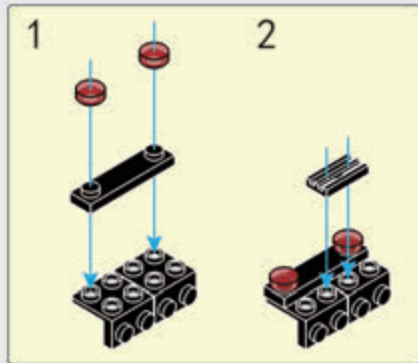
35



36

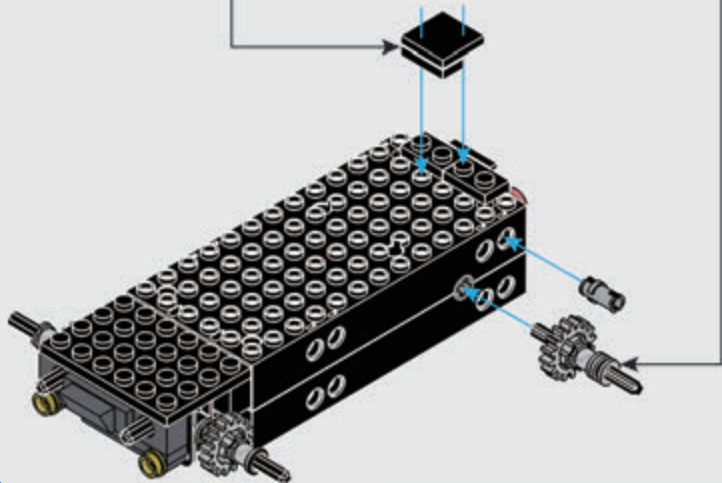



37

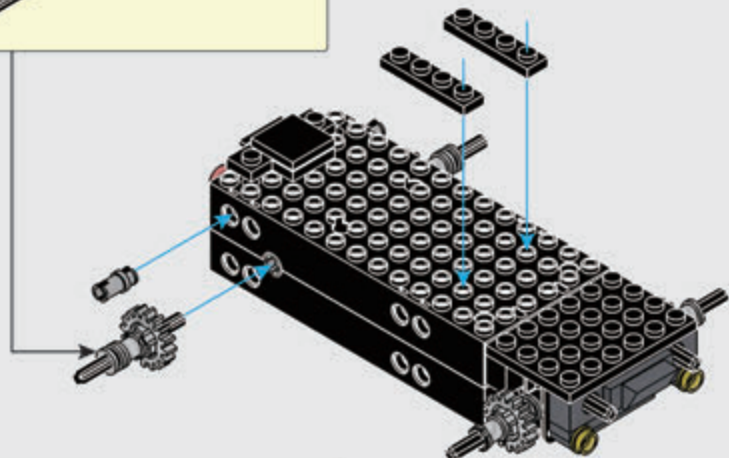




38

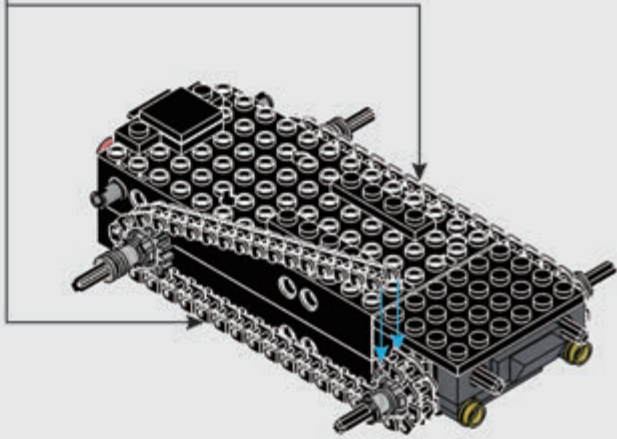
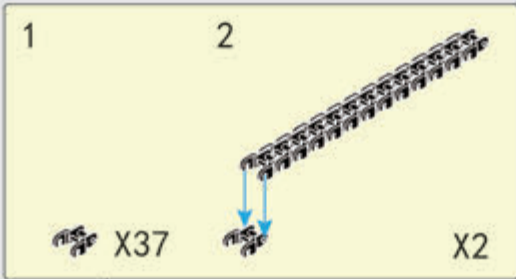


39

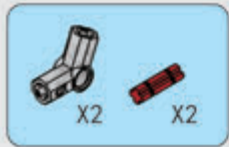
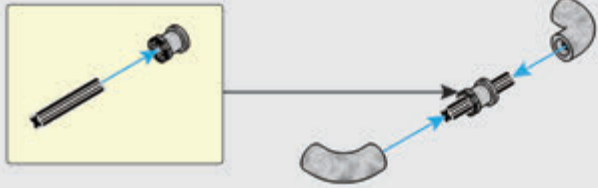




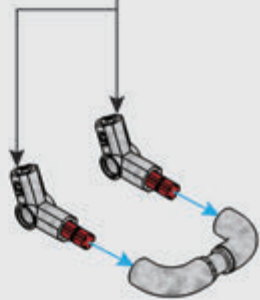
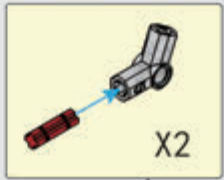
40

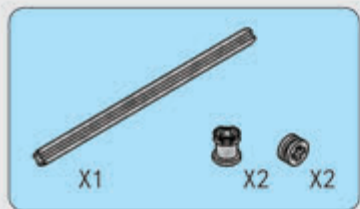


41

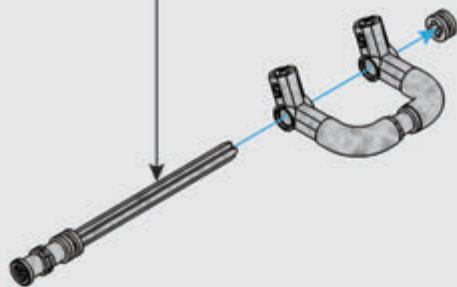
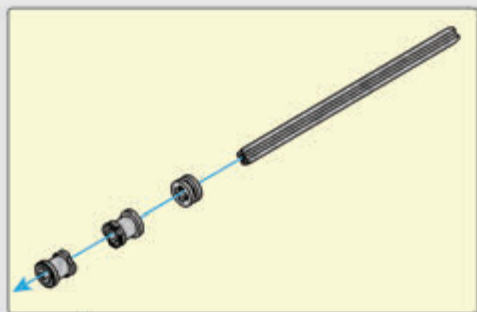


42

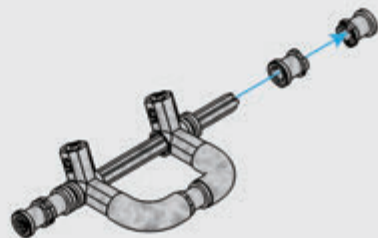




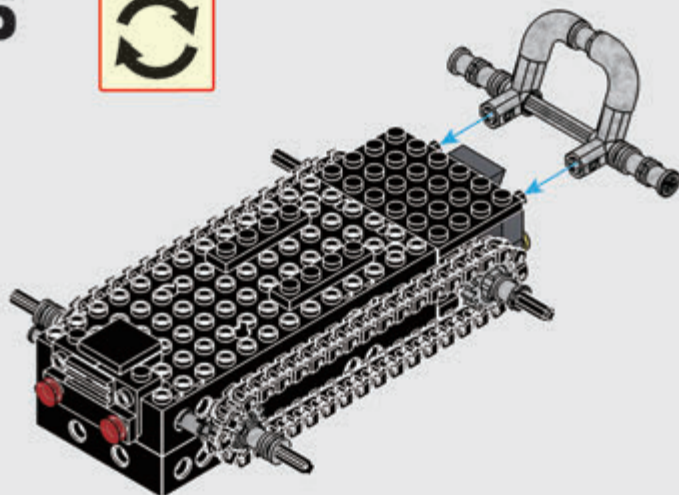
43



44




45





X2

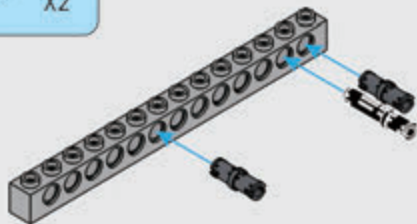


X1

X1

X2

46

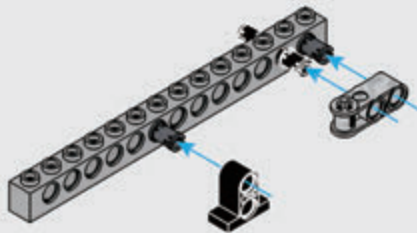


X1



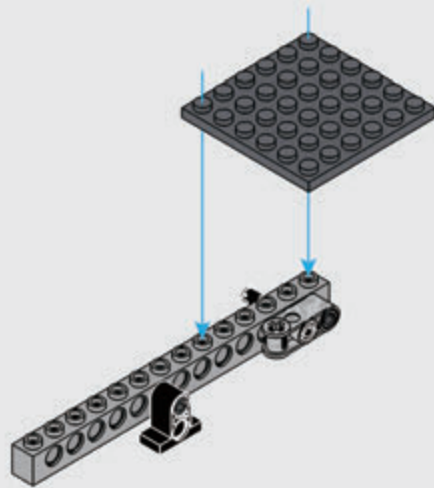
X1

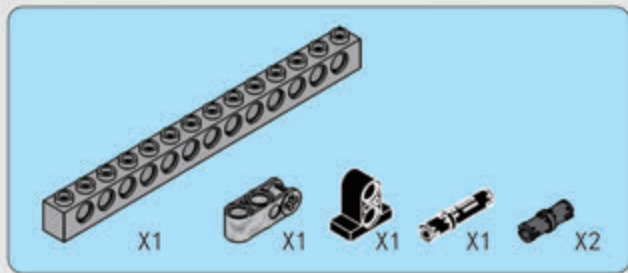
47



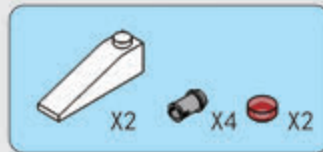
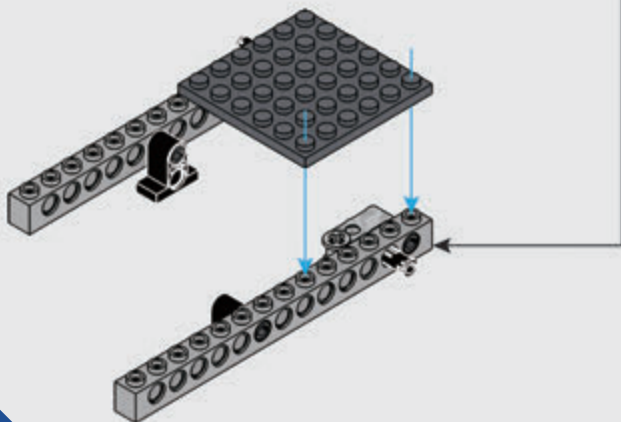
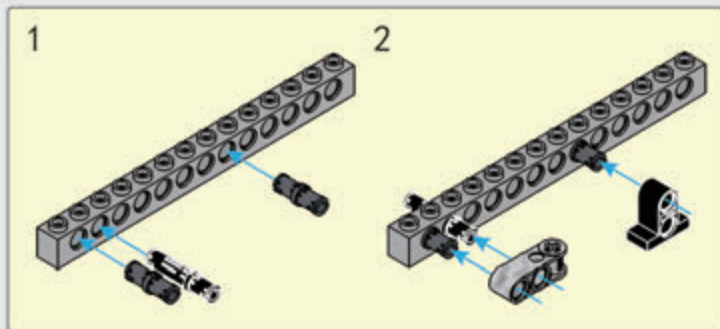
X1

48

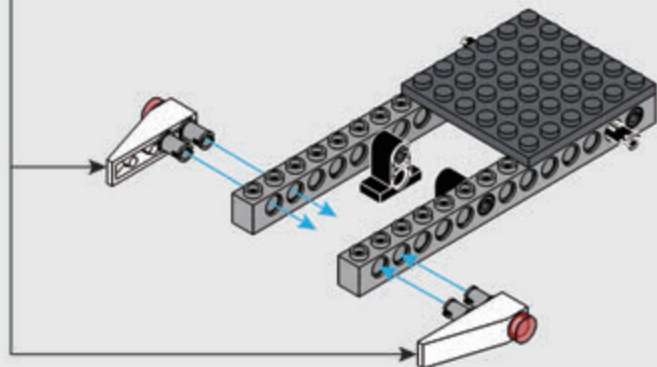
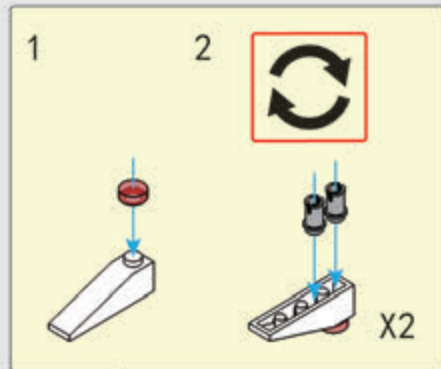


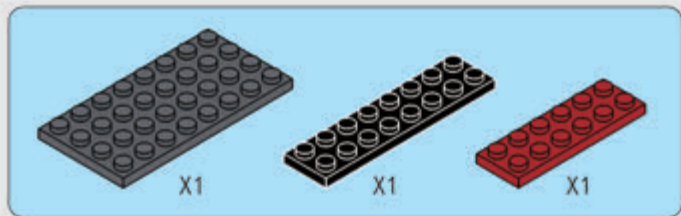


49

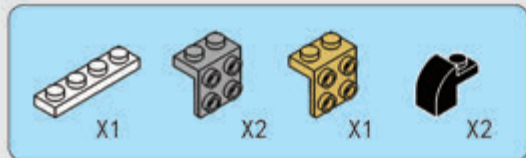
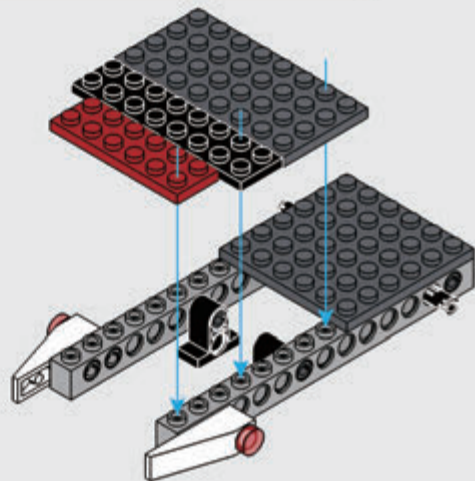


50

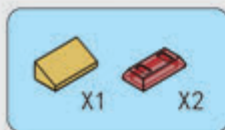
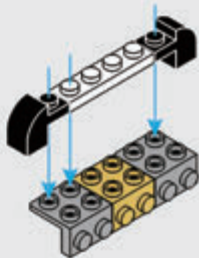




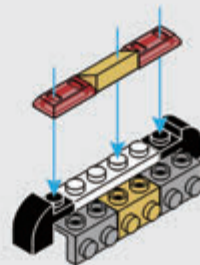
51



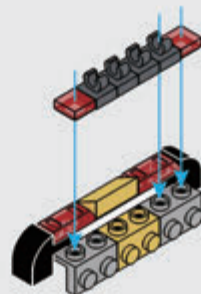
52

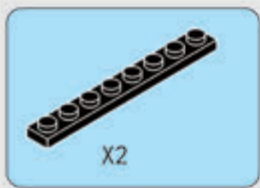


53

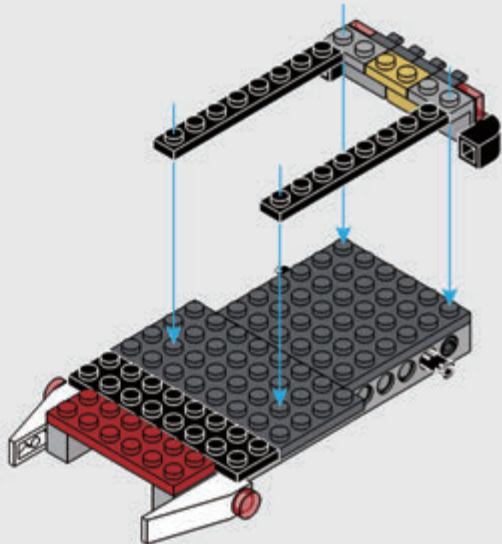


54

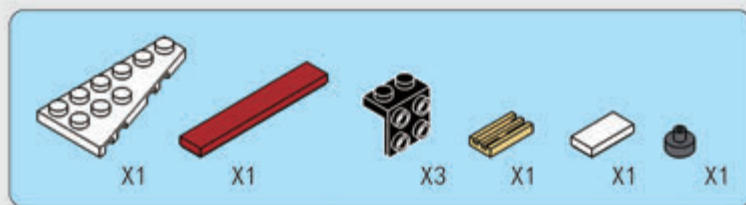
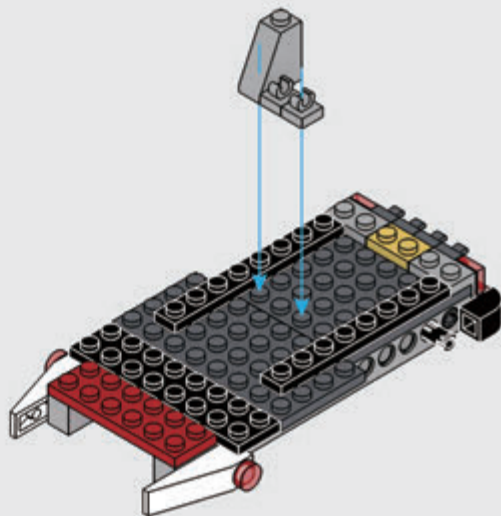




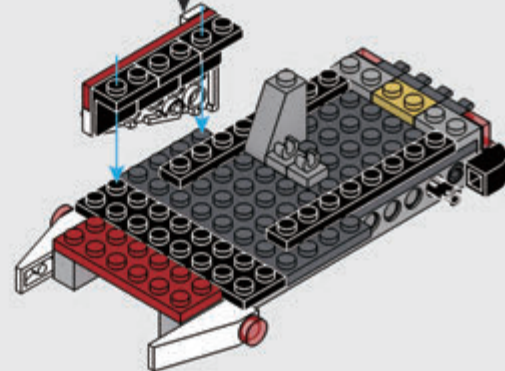
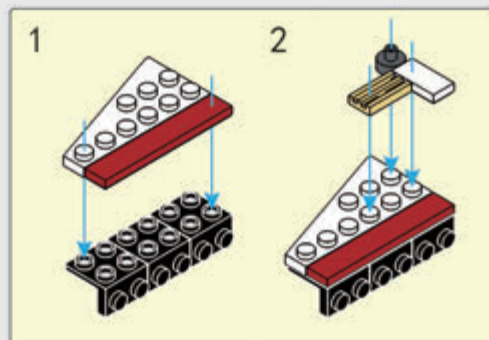
55



56

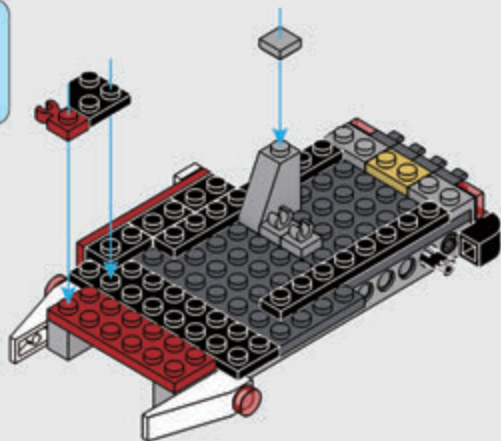


57

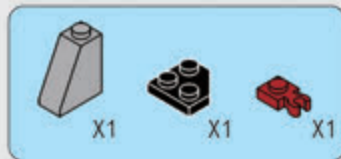
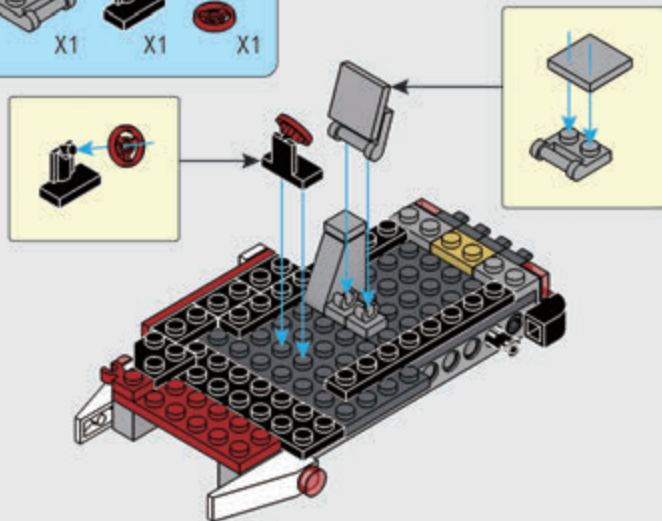




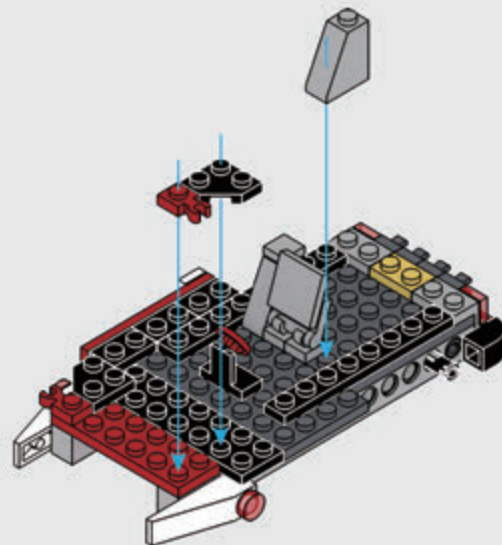
58

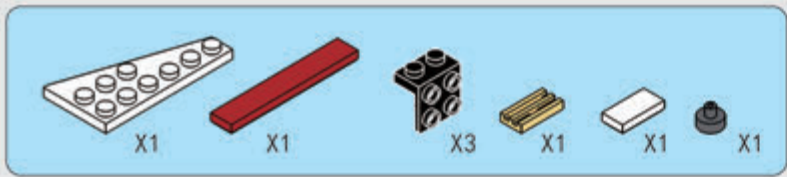


59

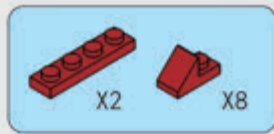
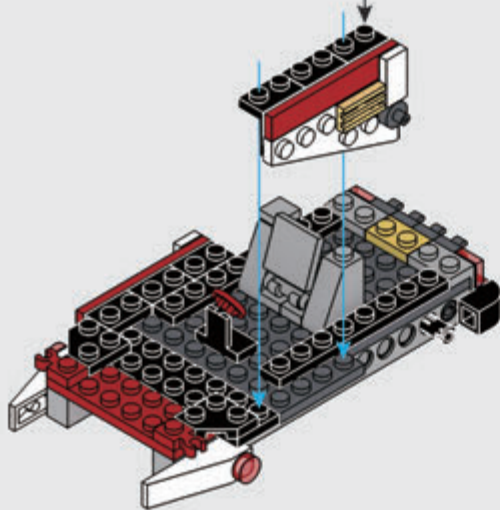
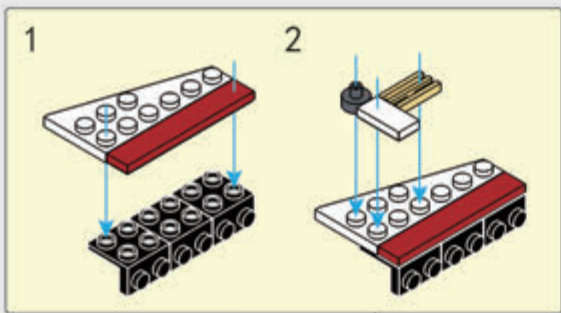


60

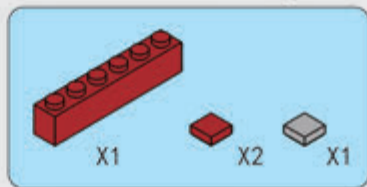
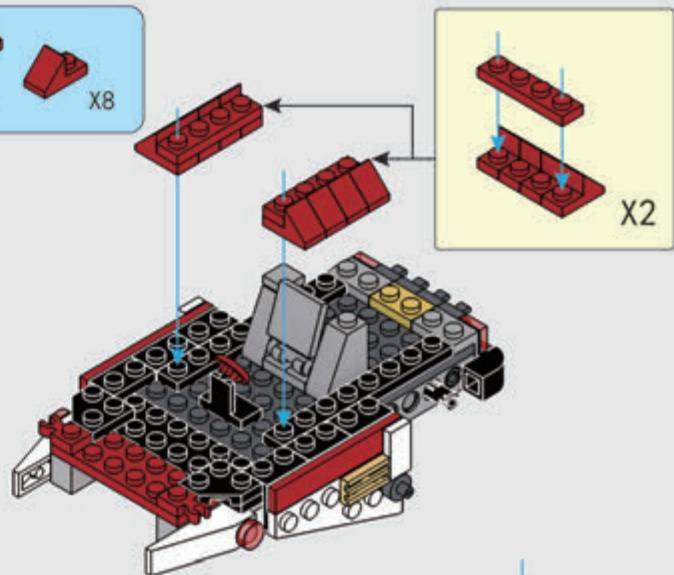




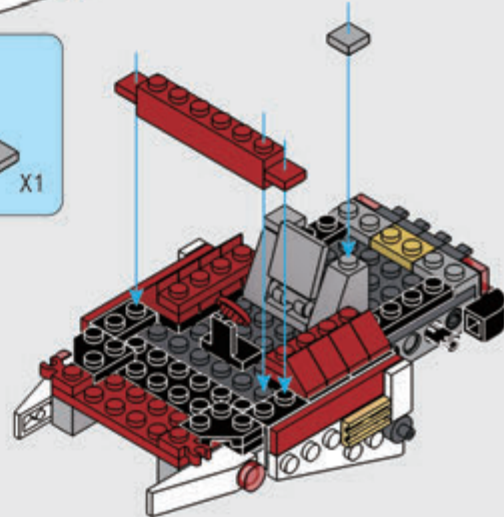
61

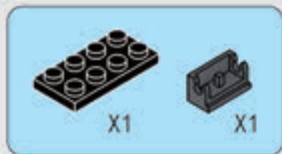


62

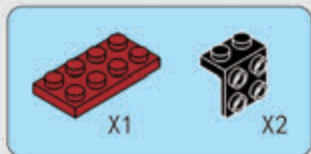
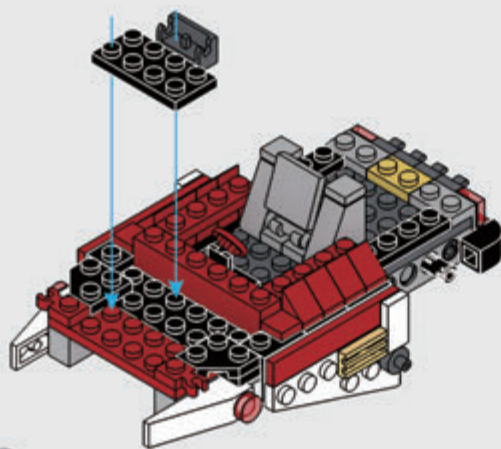


63

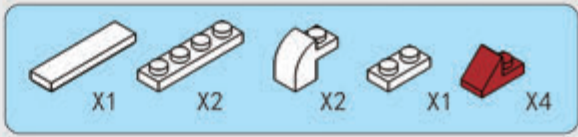
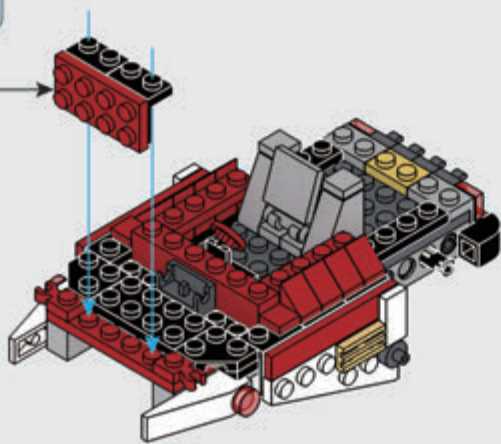
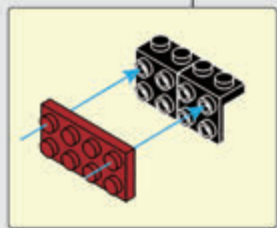




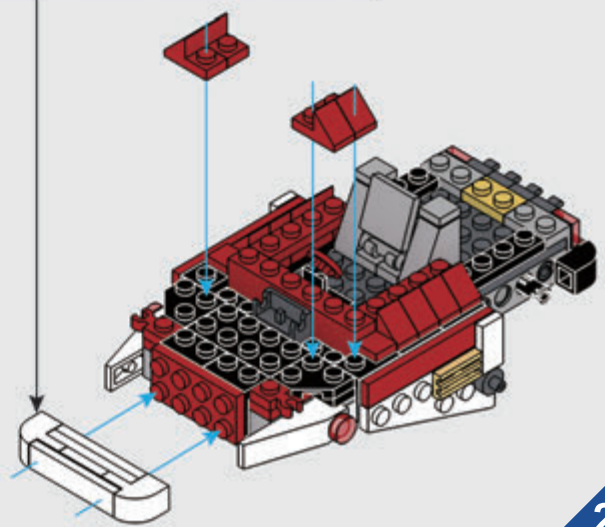
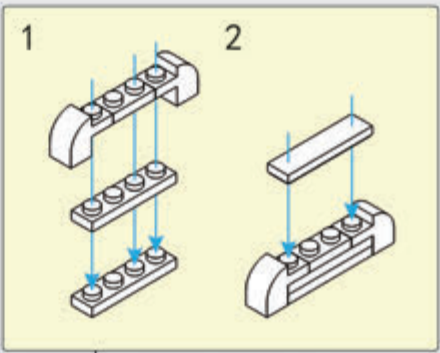
64

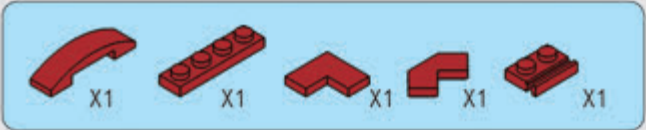


65

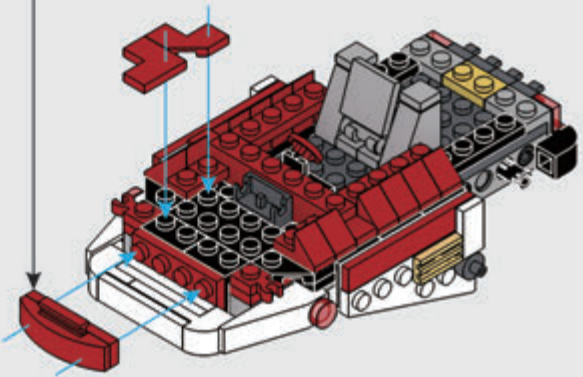
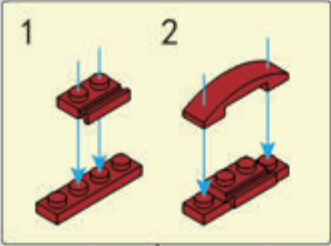


66

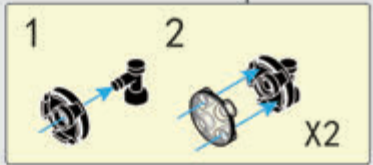
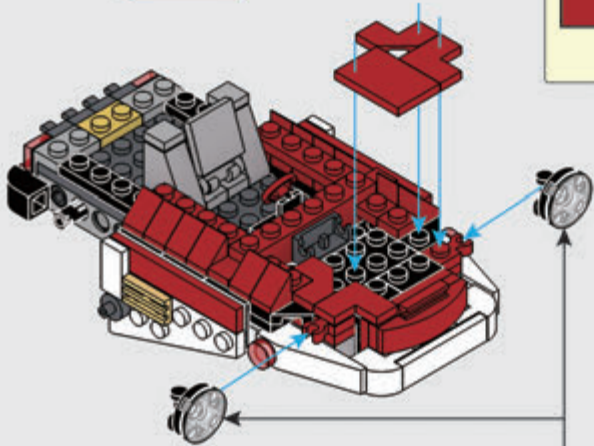





67

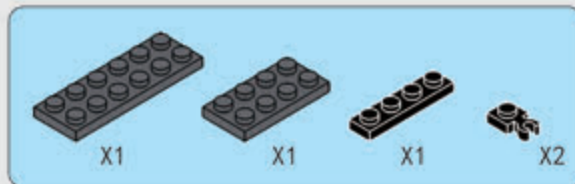
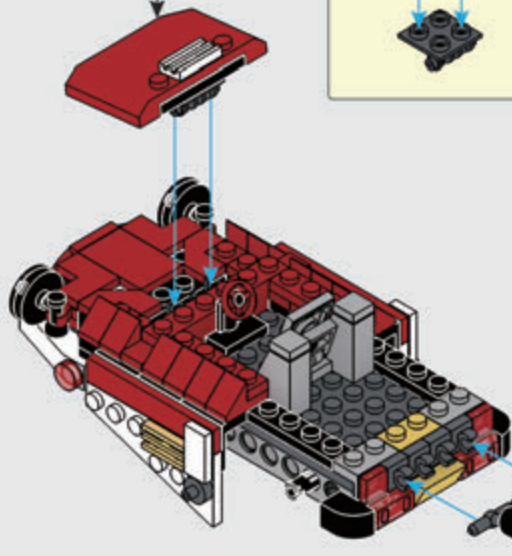
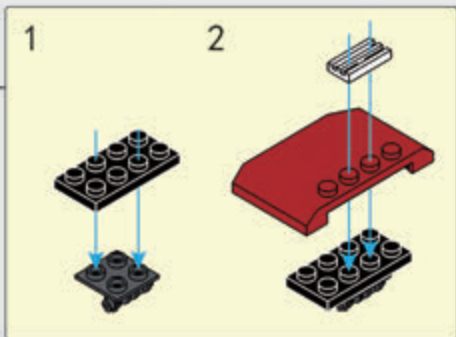


68

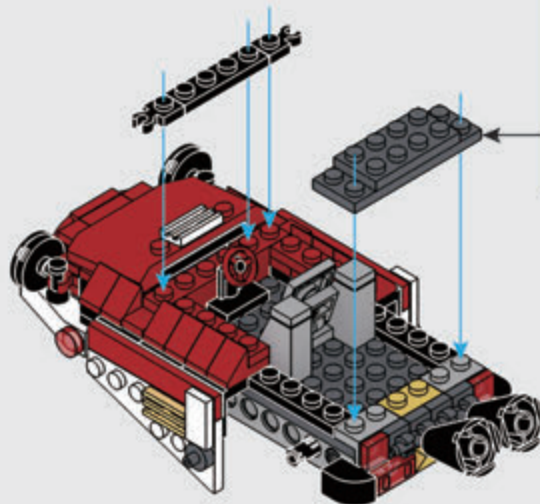
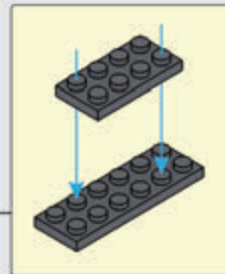




69

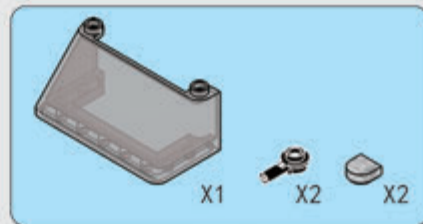
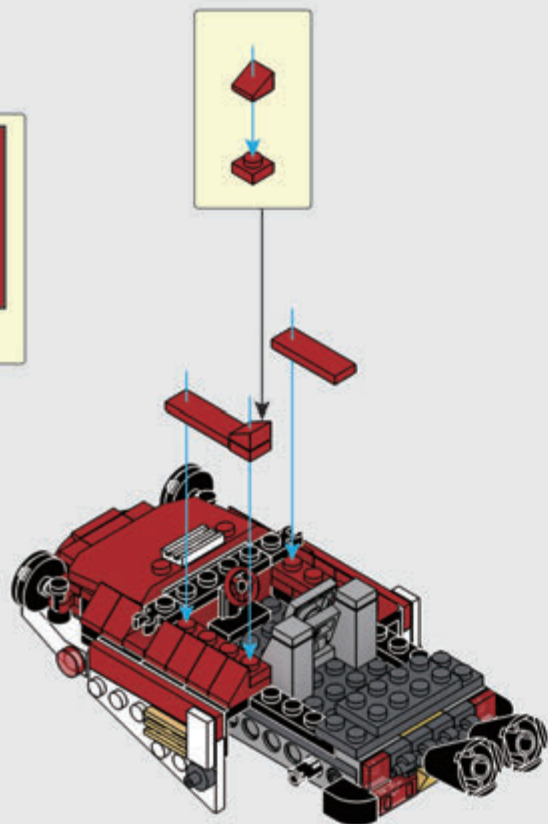


70

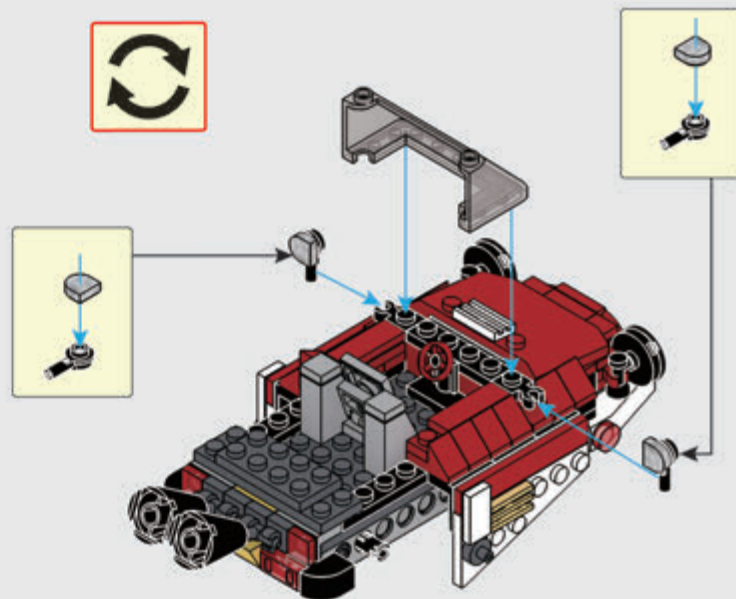


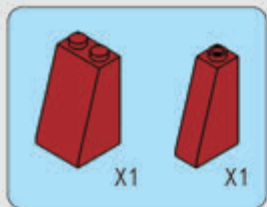


71

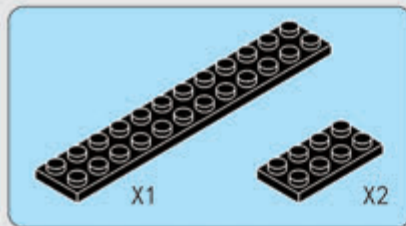
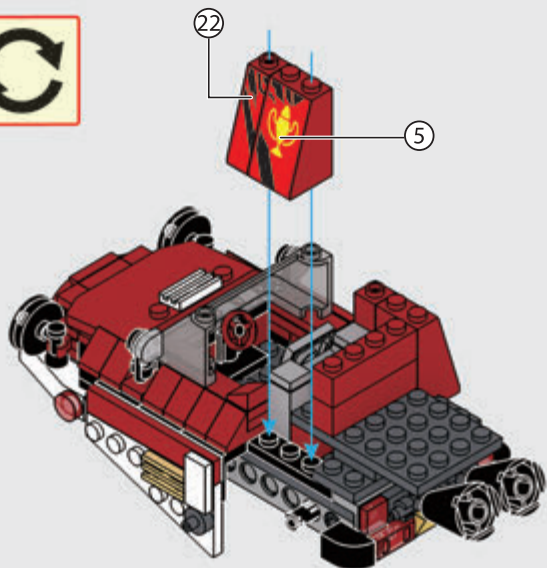


72

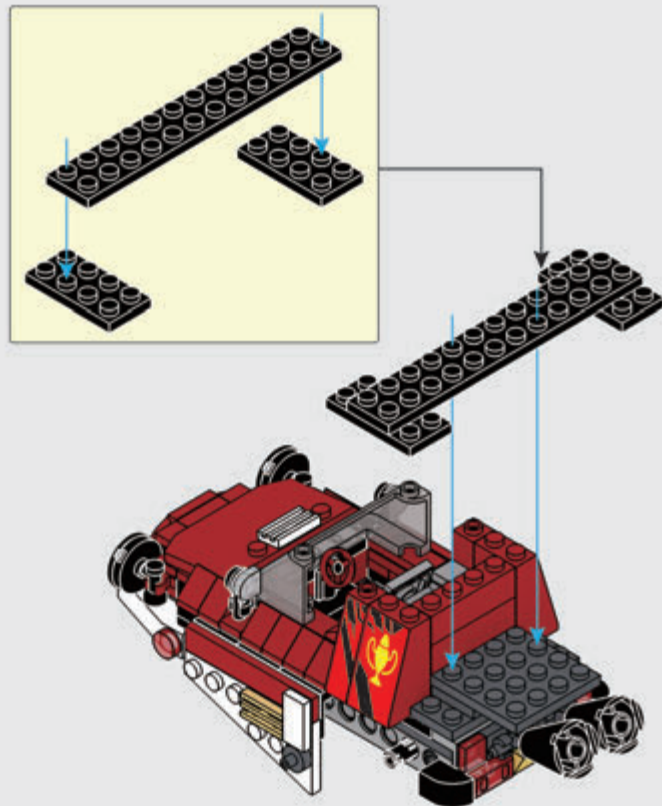


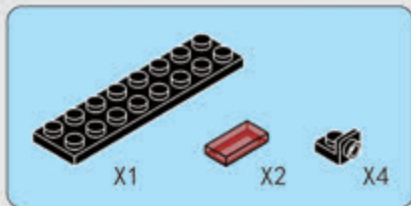


76

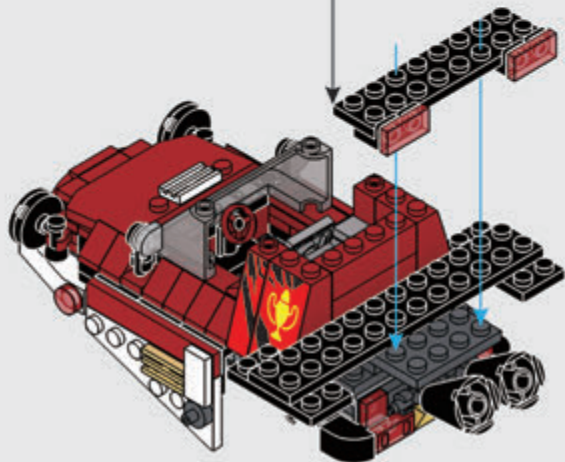
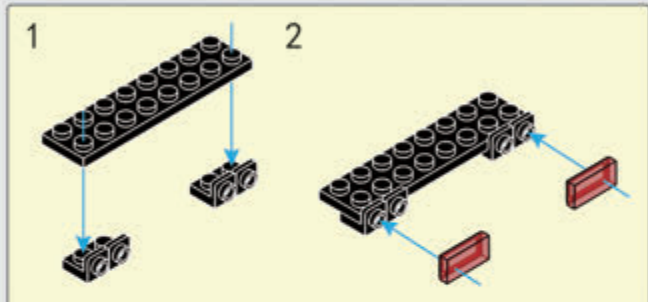


77

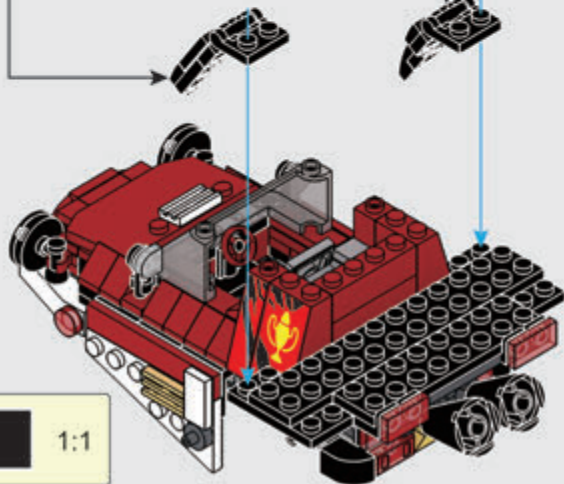
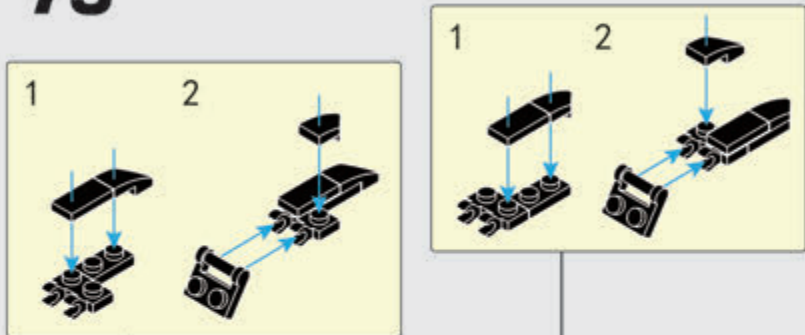




78

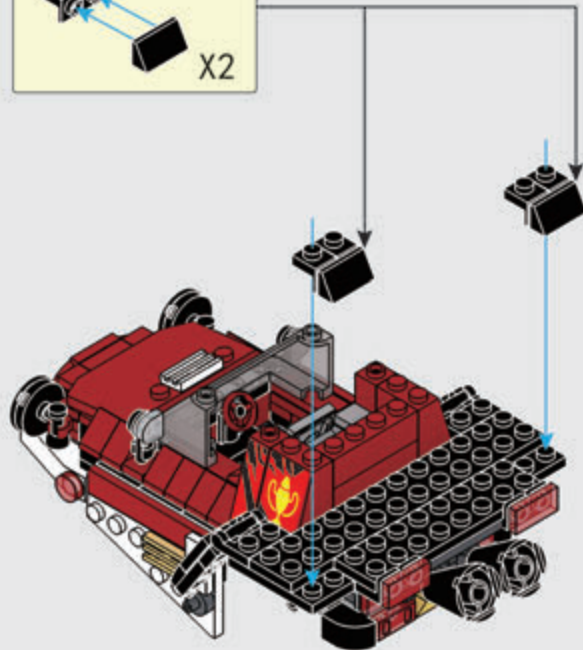
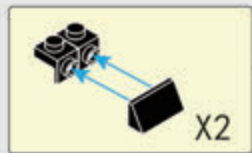


79

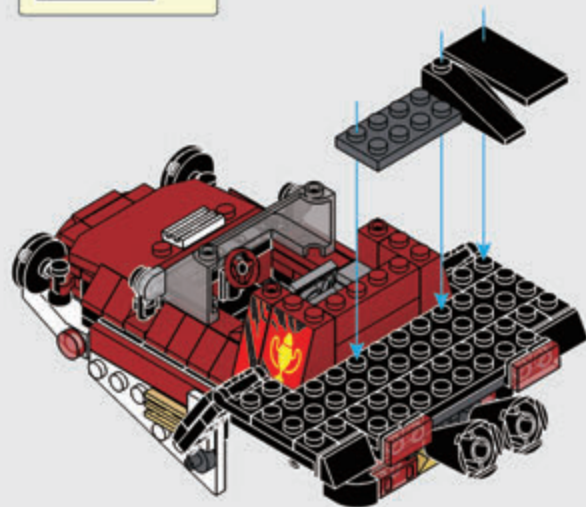




80

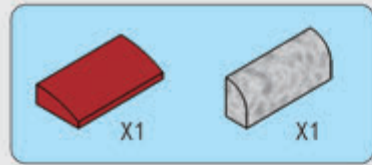
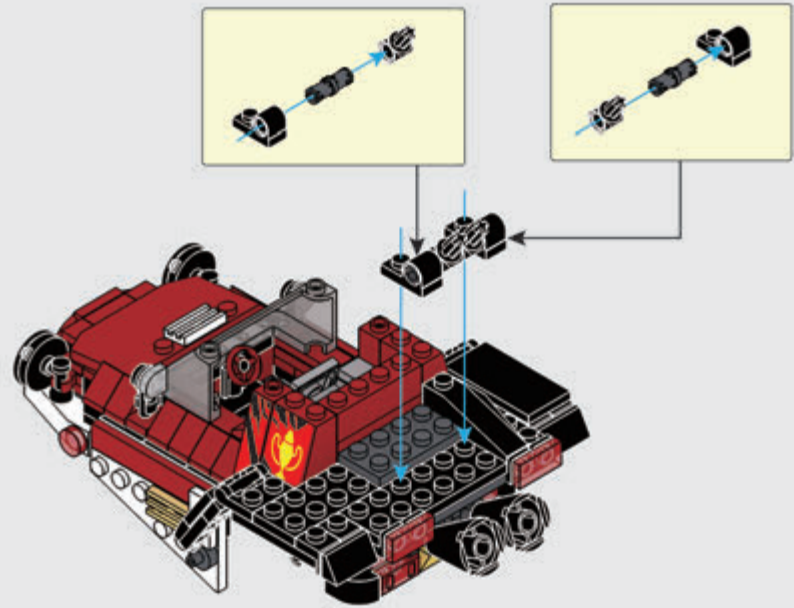


81

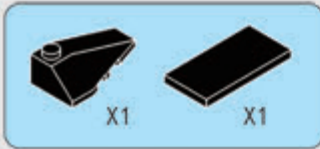
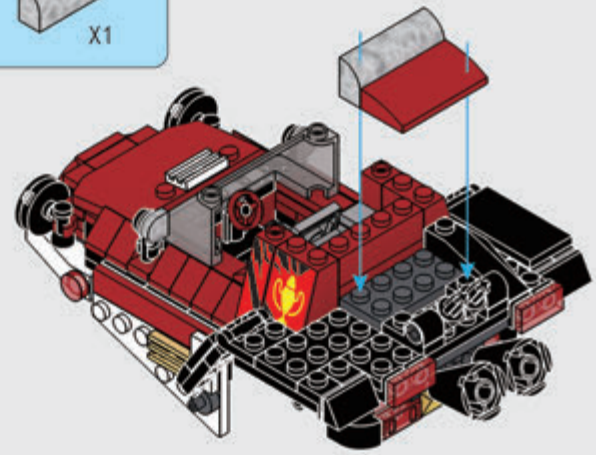




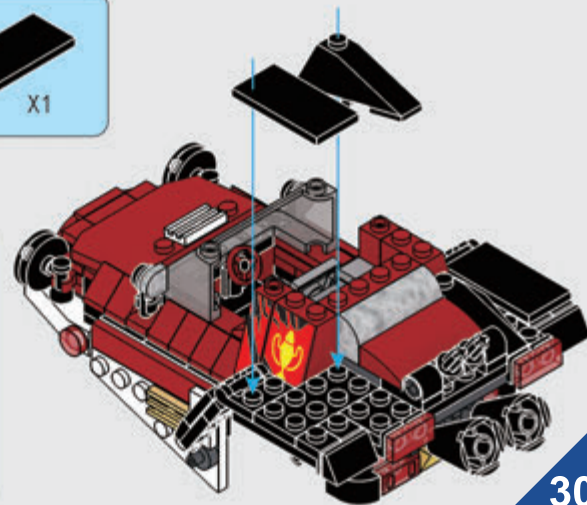
82

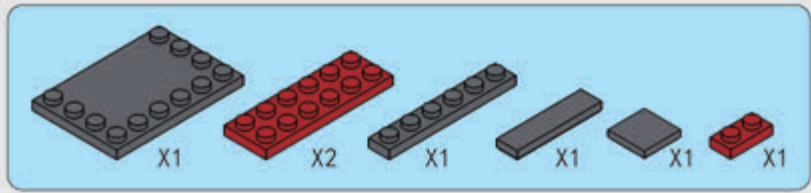


83

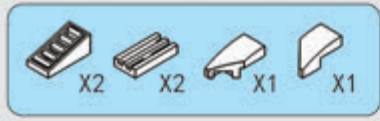
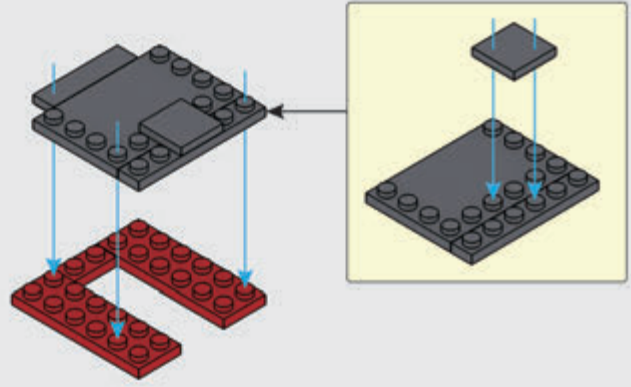


84

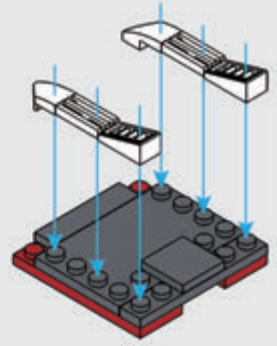




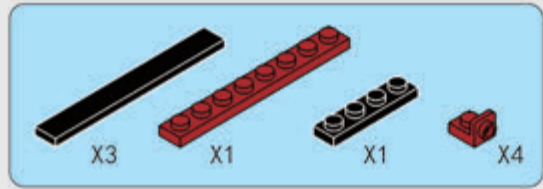
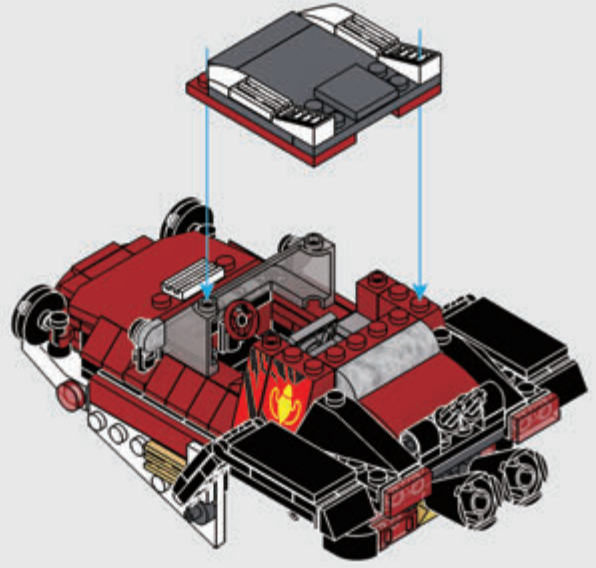
85



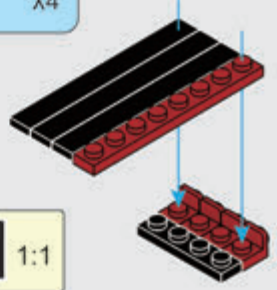
86

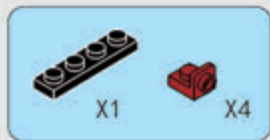


87

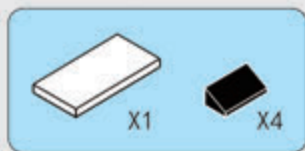
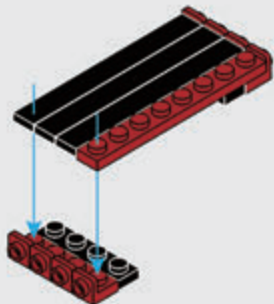


88

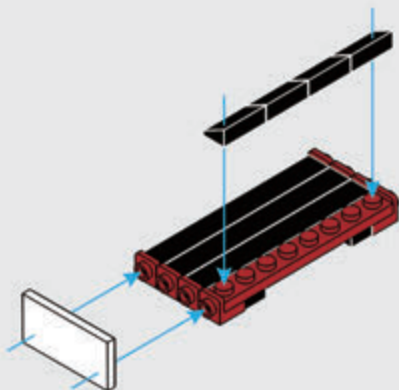




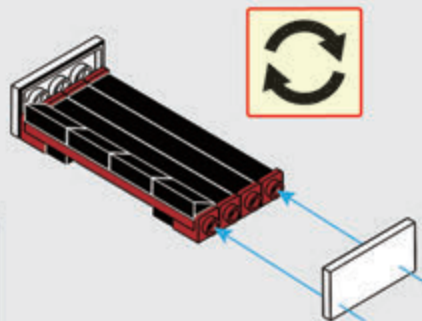
89



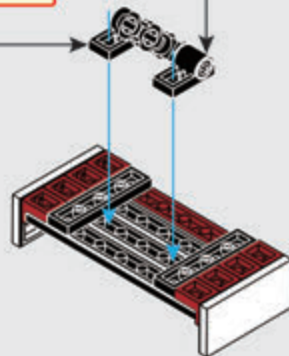
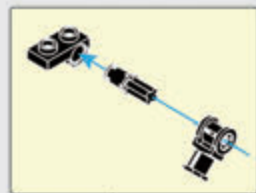
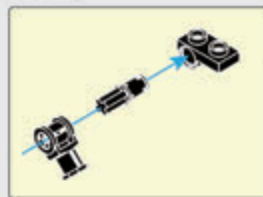
90




91



92



93



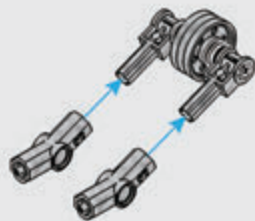
94

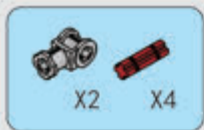


95

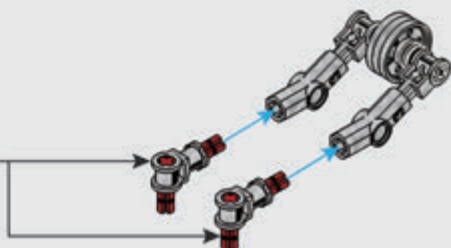
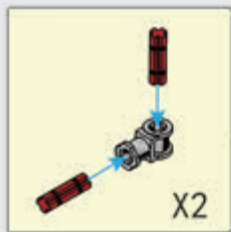


96

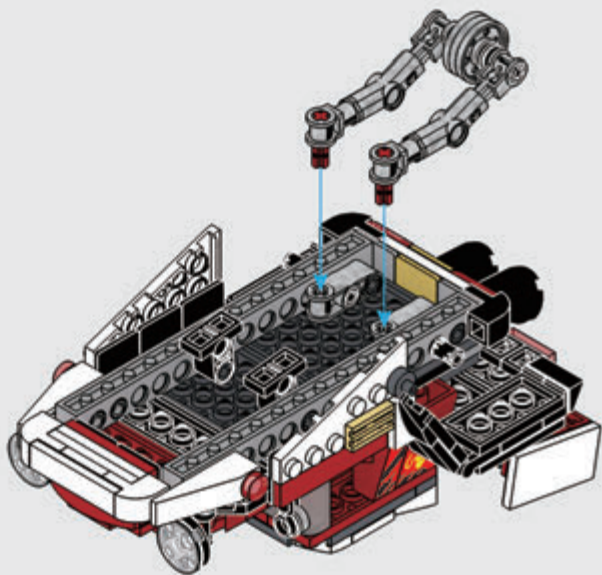




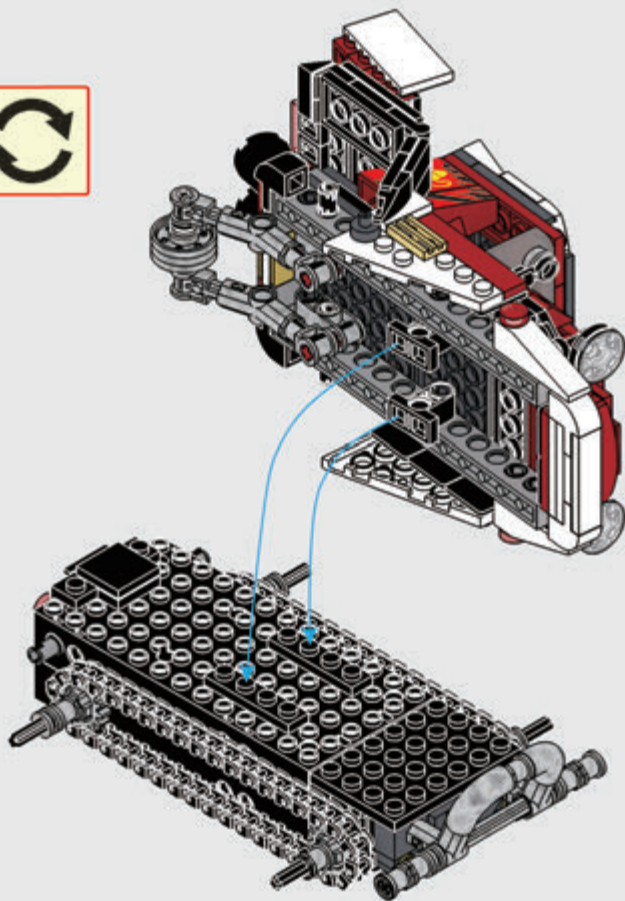
97



98

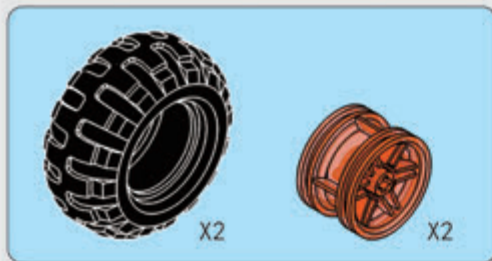
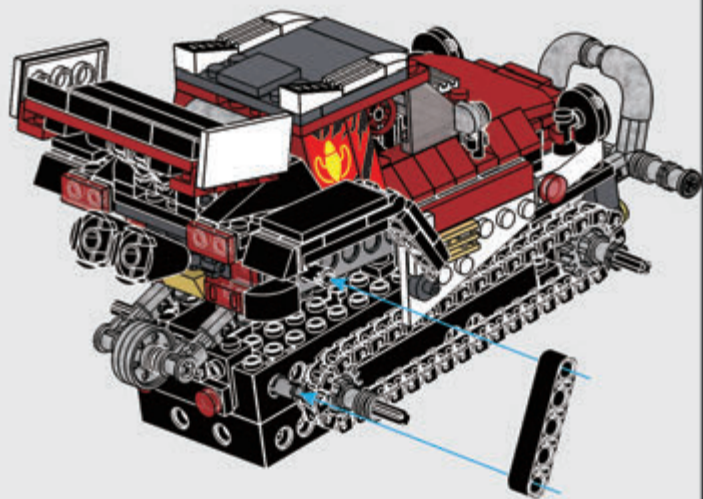


99

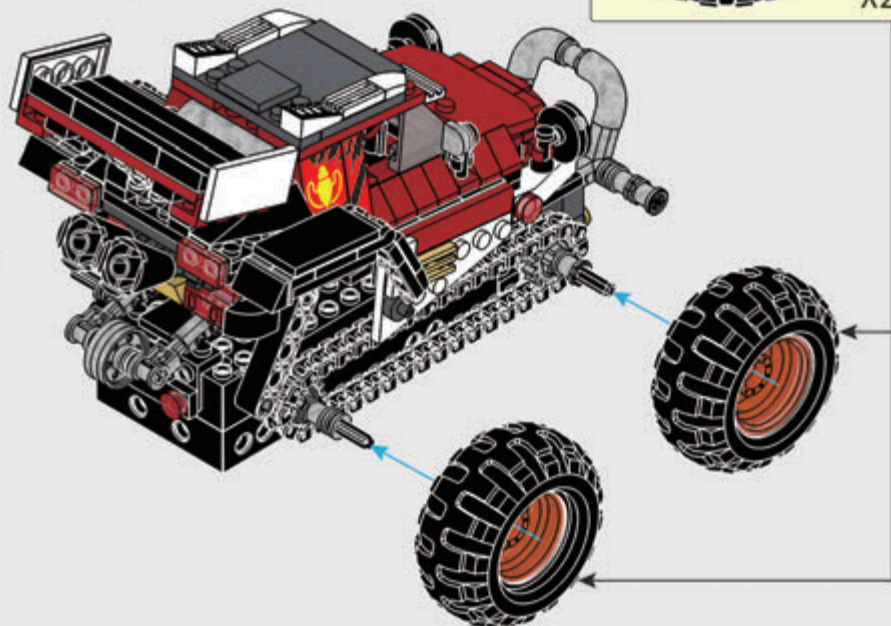
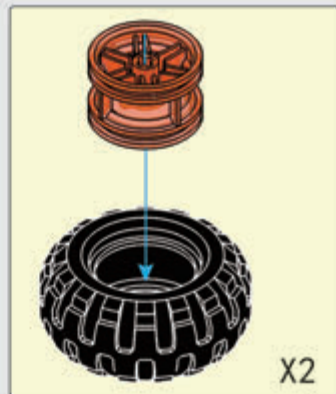




100

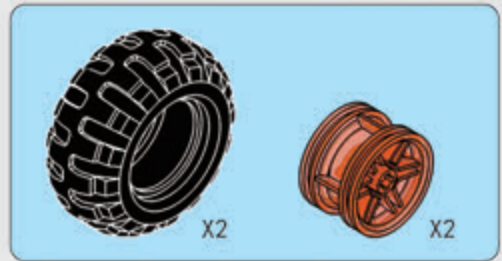
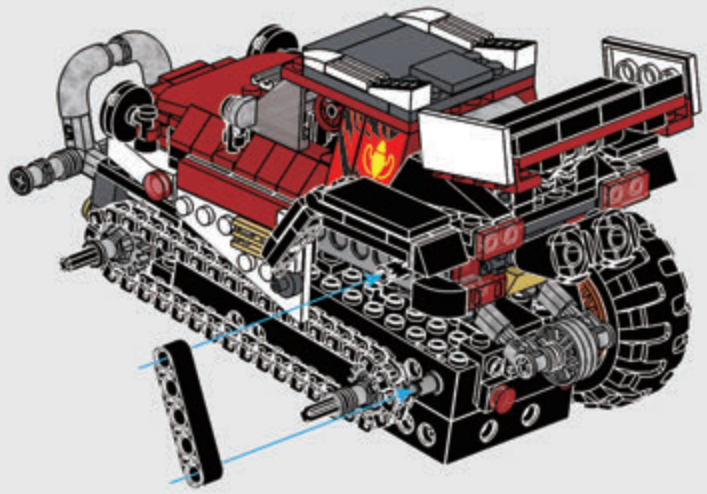


101

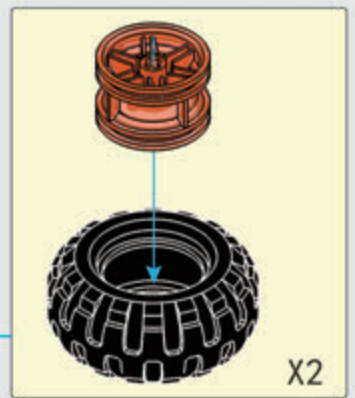
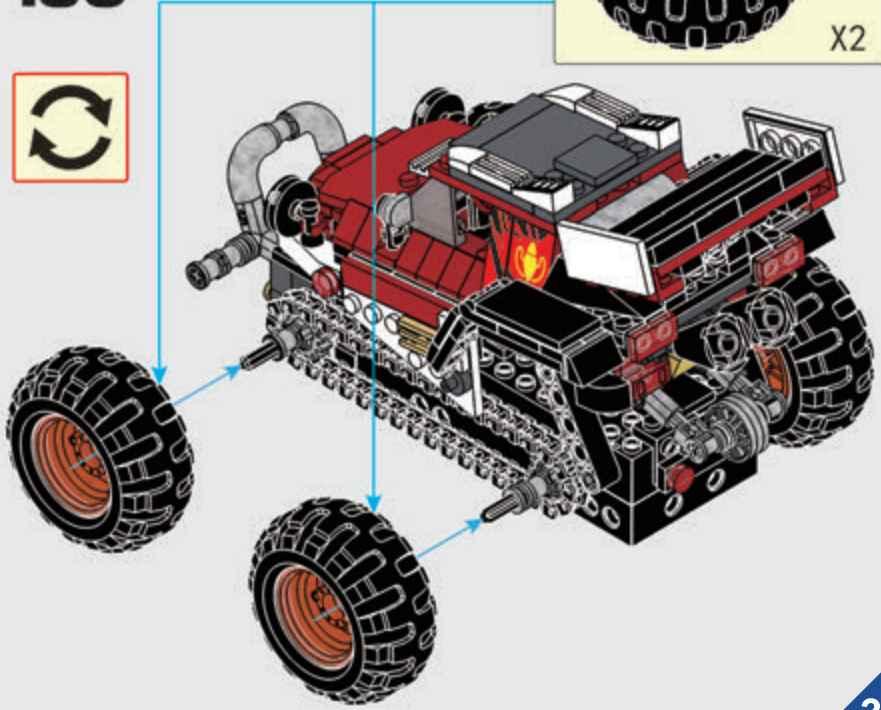




102

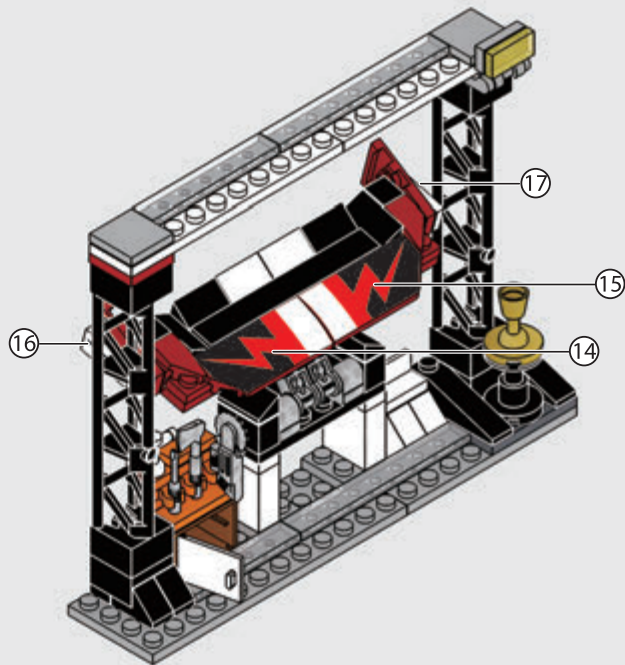

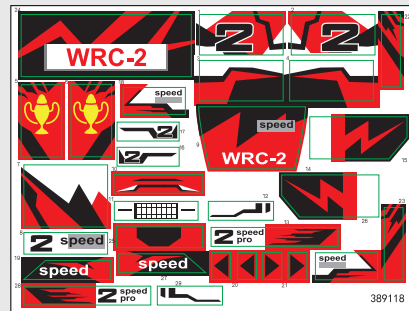


103



· STICKERS POSITION · POSITION DES AUTOCOLLANTS · POSITION DER AUFKLEBER · POSIZIONE DEGLI ADESIVI
 · POSICIÓN DE LAS ETIQUETAS ADHESIVAS · POSITIE VAN DE STICKERS · POSIÇÃO DOS AUTOCOLANTES · ПОЛОЖЕНИЕ СТИКЕРОВ

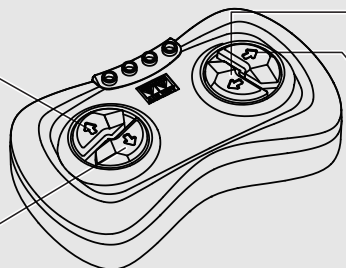
Please follow the number to stick · Veuillez suivre le numéro à coller · Folge den Zahlen beim Aufkleben · Attenzione al numero dell'adesivo da attaccare · Por favor, siga el orden de los números para pegarlos · Volg het nummer dat je wilt plakken · Por favor seguir a numeração para colar · Соблюдайте очередность при наклеивании



• REMOTE CONTROL FUNCTIONS • FONCTIONS DE LA TÉLÉCOMMANDE • FERNSTEUERUNGSFUNKTIONEN • FUNZIONI DEL TELECOMANDO • FUNCIONES DEL MANDO A DISTANCIA • FUNCTIES AFSTANDSBEDIENING • FUNÇÕES DO CONTROLE REMOTO • ФУНКЦИИ ДИСТАНЦИОННОГО УПРАВЛЕНИЯ

EN. GO FORWARD FR. AVANCER DE. VORWÄRTS IT. VAI IN AVANTI ES. AVANZAR NL. GA VOORUIT PT. PARA FRENTE RU. ВПЕРЕД

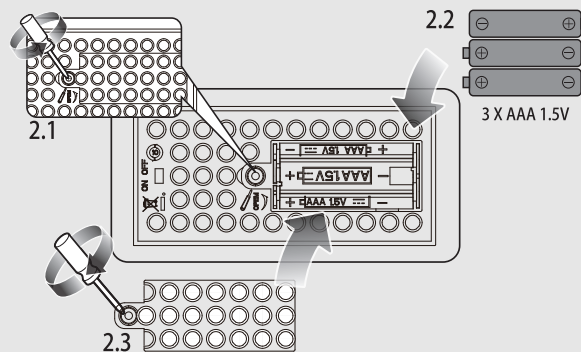
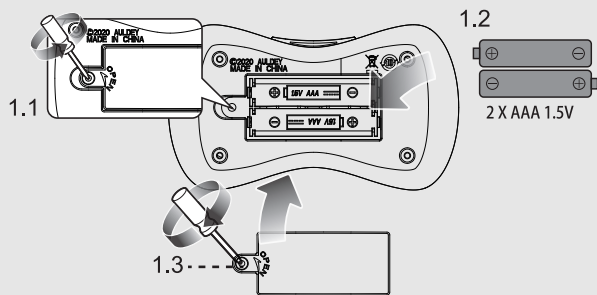
EN. GO BACKWARD FR. RECULER DE. RÜCKWÄRTS IT. VAI ALL'INDIETRO ES. RETROCEDER NL. GA TERUG PT. PARA TRÁS RU. НАЗАД



EN. TURN LEFT FR. TOURNER À GAUCHE DE. LINKS IT. GIRA A SINISTRA ES. GIRAR A LA IZQUIERDA NL. SLA LINKSAF PT. VIRAR À ESQUERDA RU. ВЛЕВО

EN. TURN RIGHT FR. TOURNER À DROITE DE. RECHTS IT. GIRA A DESTRA ES. GIRAR A LA DERECHA NL. SLA RECHTSAF PT. VIRAR À DIREITA RU. ВПРАВО

• BATTERY INSTALLATION • INSTALLATION DES PILES • EINLEGEN DER BATTERIEN • INSTALLAZIONE DELLE BATTERIE • INSTALACIÓN DE LA PILA • BATTERIJEN PLAATSEN • INSTALAÇÃO DAS PILHAS • УСТАНОВКА БАТАРЕЕК



• LET'S ROLL • ET QUE ÇA ROULE • LOS GEHT'S • ROTOLAMENTO • EMPECEMOS • AAN DE SLAG • VAMOS GIRAR • НАЧИНАЕМ ИГРУ!

1. EN. Turn ON Vehicle and Remote Control. Wait 1-2 seconds for them to pair. Power indicator on Remote Control will stop blinking when paired. • **FR.** Mettez le le véhicule et la télécommande en marche. Attendez 1 à 2 secondes pour que la synchronisation s'effectue. Le voyant d'alimentation de la télécommande arrêtera de clignoter une fois la synchronisation réussie. • **DE.** Fahrzeug und den Controller einschalten. 1-2 Sekunden warten bis die Geräte verbunden sind. Das Blinken der Betriebsanzeige des Controllers hört auf, sobald die Verbindung hergestellt ist. • **IT.** Accendi veicolo e il controller. Attendi 1-2 secondi affinché si colleghino tra loro. Quando sono collegati, l'indicatore luminoso sul controller smetterà di lampeggiare. • **ES.** Enciende el vehículo y el mando a distancia. Espera 1 o 2 segundos hasta que se emparejen. Una vez emparejados, el indicador de potencia del mando a distancia dejará de parpadear. • **NL.** Schakel de voertuig en de afstandsbediening AAN. Wacht 1 à 2 seconden zodat ze koppelen. De aan-/uit-indicator op de afstandsbediening stopt met knipperen zodra ze zijn gekoppeld. • **PT.** Ligue o veículo e o transmissor. Espere 1 a 2 segundos para que seja feito o emparelhamento. O indicador da energia pára de piscar quando estiverem emparelhados. • **RU.** Включите игрушку автомобиль и пульт дистанционного управления. Подождите 1–2 секунды, пока выполнится сопряжение. Индикатор питания на пульте дистанционного управления перестанет мигать, когда сопряжение будет выполнено.



WARNING:

CHOKING HAZARD – Small parts.
Not for children under 3 years.



ATTENTION !

DANGER D'ÉTOUFFEMENT - Contient de petits éléments.
Ne convient pas aux enfants de moins de 3 ans.



ADVERTENCIA:

PELIGRO DE ASFIXIA - Contiene piezas pequeñas.
No conveniente para niños menores de 3 años.

ALPHA GROUP CO., LTD.

Alpha Animation Industrial Area, Jinhong Road East & Fengxiang Road North, Chenghai District, Shantou, Guangdong, P.R.China(515800)

Tel: (86) 20-38983278 Fax: (86) 20-87358278 E-mail: auldeytoys@auldey.cn

MADE IN CHINA • FABRIQUÉ EN CHINE • HERGESTELLT IN CHINA • FABBRICATO IN CINA • FABRICADO EN CHINA • VERVAARDIGD IN CHINA • FEITO NA CHINA • СДЕЛАНО В КИТАЕ

©2024 ALPHA All rights reserved. • Tous droits réservés. • Alle Rechte vorbehalten. • Tutti i diritti sono riservati. • Todos los derechos reservados. • Alle rechten voorbehouden. • Todos os direitos reservados. • Все права защищены.

Keep these instructions for future reference as they contain important information. • Conservez ces instructions pour référence ultérieure car elles contiennent des informations importantes. • Bewahren Sie diese Anleitung zum späteren Nachschlagen, da sie wichtige Informationen enthalten. • Conservare queste istruzioni come riferimento per il futuro poiché contengono delle informazioni importanti. • Mantenga estas instrucciones para futura referencia porque contiene información importante. • Bewaar deze instructies voor toekomstig gebruik, omdat ze belangrijke informatie bevatten. • Mantenha estas instruções para futura referência, já que contém informação importante. • Сохраните инструкцию для последующего использования, т.к. в ней содержится важная информация.

EN. WARNING. CHOKING HAZARD - Small parts. Not for children under 3 years. **FR. ATTENTION! DANGER D'ÉTOUFFEMENT** - Contient de petites pièces. Ne convient pas aux enfants de moins de trois ans. **DE. ACHTUNG: ERSTICKUNGSGEFAHR** - Kleinteile. Nicht für Kinder unter 3 Jahren geeignet. **IT. AVVERTENZA: RISCHIO DI SOFFOCAMENTO** - Pezzi piccoli. Non adatto a bambini di età sotto i 3 anni. **ES. ADVERTENCIAS: PELIGRO DE ASFIXIA** - Contiene piezas pequeñas. No conveniente para niños menores de 3 años. **NL. WAARSCHUWING: VERSTIKKINGSGEVAAR** - Kleineonderdelen. Niet geschikt voor kinderen jonger dan 3 jaar. **PT. AVISOS: PERIGODEASFIXIA** - Peçaspequenas. Não indicado para crianças menores de 3 anos. **RU. ОСТОРОЖНО!** ОПАСНОСТЬ УДУШЬЯ - мелкие детали. Не рекомендуется детям до 3 лет.

CAUTION - ATTENTION - ACHTUNG - AVVERTENZA - ADVERTENCIAS - ATTENTE - AVISOS - ВНИМАНИЕ

EN -Batteries are small objects. •Replacement of batteries must be done by adults. •Follow the polarity(+ / -) diagram in the battery compartment. •Promptly remove dead batteries from the toy. •Dispose of used batteries properly. •Remove batteries for prolonged storage. •Only batteries of the same or equivalent type as recommended are to be used. •DO NOT incinerate used batteries. •DO NOT dispose of batteries in fire, as batteries may explode or leak. •DO NOT mix old and new batteries or different types of batteries (i.e. alkaline / standard). •DO NOT use rechargeable batteries. •DO NOT recharge non-rechargeable batteries. •DO NOT short-circuit the supply terminals. •Rechargeable batteries are to be removed from the toy before being charged. •Batteries are only to be charged by adults or by children at least 8 years old.

FR -Les piles sont des petits objets. •Le remplacement des piles doit être effectué par un adulte. •Mettre en place les piles en respectant les polarités(+/-). •Enlever rapidement les piles usagées du jouet. •Éliminer les piles usagées de façon appropriée. •Retirer les piles en cas de non-utilisation prolongée. •Seules des piles du type recommandé ou leur équivalent doivent être utilisées. •NE PAS brûler des piles usagées. •NE PAS jeter les piles au feu parce que les piles peuvent exploser ou fuir. •NE PAS mélanger des piles neuves avec des piles usagées ou différents types de piles (ex : alcaline / standard). •NE PAS utiliser de piles rechargeables. •NE PAS tenter de recharger des piles non rechargeables. •NE PAS court-circuiter les bornes d'alimentation d'une pile. •Les piles rechargeables doivent être retirées du jouet avant d'être chargées. •Les piles ne peuvent être chargés que par un adulte ou un enfant de plus de 8 ans.

DE -Batterien sind Kleinteile. •Batterien dürfen nur von Erwachsenen eingelegt bzw. ausgetauscht werden. •Die Batterie gemäß Abbildung in das Fach einlegen (beachten Sie die korrekte Polarität). •Verbrauchte Batterien müssen aus dem Spielzeug entfernt werden. •Bitte führen Sie dieses Produkt und die Batterien einer entsprechenden Entsorgungsstelle zu. •Enternen Sie alle Batterien, wenn das Produkt für längere Zeit nicht benutzt wird. •Bitte ausschließlich Batterien desselben oder eines gleichwertigen Typs wie empfohlen verwenden. •Batterien NICHT verbrennen. •Batterien NICHT ins Feuer werfen, da diese explodieren oder auslaufen könnten. •Unterschiedliche Batterietypen bzw. neue und gebrauchte Batterien dürfen NICHT zusammen verwendet werden. •Wiederaufladbare Batterien dürfen NICHT verwendet werden. •Nicht aufladbare Batterien dürfen NICHT wieder aufgeladen werden. •Die Anschlussklemmen dürfen NICHT kurzgeschlossen werden. •Wiederaufladbare Batterien müssen vor dem Aufladen aus dem Spielzeug entfernt werden. •Wiederaufladbare Akkus sollten nur unter Aufsicht eines Erwachsenen neu geladen werden. •Akkus sollten nur von Erwachsenen oder Kindern aufgeladen werden, die mindestens 8 Jahre alt sind.

IT -Le batterie non ricaricabili non devono essere ricaricate. •Le batterie ricaricabili (se removibili) devono essere rimosse dal giocattolo prima di essere ricaricate. •Le batterie ricaricabili devono essere ricaricate sotto la supervisione di un adulto. •Diversi tipi di batterie o batterie nuove e usate non devono essere mischiate. •Le batterie devono essere inserite rispettando la corretta polarità. •Le batterie scariche devono essere rimosse dal giocattolo. •I modelli di alimentazione non devono essere cortocircuitati. •Non cercare di aprire le batterie. •Non gettare le batterie nel fuoco, potremmo esplodere o porre

liquido. •Le batterie devono essere sostituite da un adulto. •Togliere le batterie dal giocattolo se si intende riporlo per un lungo periodo. •Le batterie ricaricabili devono essere rimosse dal giocattolo prima di essere caricate. •Le batterie possono essere caricate solo da adulti o da bambini di almeno 8 anni. **ES** -Las baterías son objetos pequeños. •El reemplazo de baterías debe ser realizado por adultos. •Las baterías han de ser insertadas con la polaridad correcta (+/-) en el compartimiento de la batería. •Los bordes de alimentación no han de ser cortocircuitados. •Las baterías agotadas han de ser retiradas del juguete. •Deseche las baterías usadas correctamente. •Retirar las baterías del juguete cuando éste no se utilice. •Utilizar sólo las baterías indicadas. No han de mezclarse diferentes tipos de baterías, o baterías nuevas y usadas. •No arroje las baterías al fuego, ya que pueden explotar. •No utilice baterías no recargables. •Las baterías recargables se deben de retirar del juguete antes de cargarse. •Las baterías pueden ser cargadas solo por adultos o por niños mayores de 8 años.

NL -Batterijen zijn kleine delen. •Batterijen dienen door volwassenen worden geïnstalleerd. •Legge batterijen dienen uit het speelgoed te worden verwijderd. •Verwijderde batterijen dienen op de juiste manier worden afgevoerd. •Indien het speelgoed voor langere tijd niet gebruikt wordt, dienende batterijen te worden verwijderd. •Alleen batterijen van de zelfde voltage en kwaliteit mogen gezamenlijk worden gebruikt. •Gebruik geen oude en nieuwe batterijen of verschillende type batterijen door elkaar. •Gooi batterijen niet in het vuur. •Gebruik geen oplaadbare batterijen. •Probeer geen niet-oplaadbare batterijen opnieuw op te laden. •Oplaadbare batterijen moeten worden verwijderd uit het speelgoed voordat het opladen plaatsvindt. •Batterijen mogen alleen door volwassenen of kinderen van minimaal 8 jaar worden opgeladen.

PT -As baterias são pequenos objetos. •Substituição de baterias deve ser feita por adultos. •Siga o esquema de polaridade (+ / -) no compartimento da bateria. •Remover rapidamente as pilhas avariadas do brinquedo. •Descarte corretamente as pilhas e baterias usadas. •Retire as pilhas para o armazenamento prolongado. •Apenas as baterias do mesmo tipo ou equivalente às recomendadas devem ser utilizadas. •Não incinerar as pilhas usadas. •Não atirar as baterias ao fogo, pois podem explodir ou vazar. •Não combinar baterias velhas e novas ou diversos modelos de pilhas (ex: alcalina / padrão). •Não utilizar baterias recarregáveis. •Baterias recarregáveis devem ser removidas do brinquedo antes de serem carregadas. •As baterias devem ser carregadas apenas por adultos ou crianças com pelo menos 8 anos de idade.

RU -замена батареек должны производить родители. •соблюдать полярность батареек. •не храните в игрушке нерабочие батарейки. Утилизируйте батарейки правильно. •вынимайте батарейки из игрушки, если не пользуетесь ей долгое время. •не используйте батарейки разных типов. Не подносите батарейки к открытому огню, угроза взрыва. •не используйте старые и новые батарейки вместе. Не используйте аккумуляторные батарейки. •не заряжайте неаккумуляторные батарейки. •Аккумуляторы необходимо извлекать из игрушки на период зарядки. •Аккумуляторы могут заряжать только взрослые или дети старше 8 лет.

Requires 5 x AAA or 1.5 V batteries. Batteries or battery packs must be recycled or disposed of properly. When this product has reached the end of its useful life it shall not be disposed of with other household waste. The Waste Electrical and Electronic Equipment Regulations require it to be separately collected so that it can be treated using the best available recovery and recycling techniques. This will minimize the impact on the environment and human health from soil and water contamination by any hazardous substances, decrease the resources required to make new products and avoid using up land fill space. Please do your part by keeping this product out of the municipal waste stream! The "wheeler bin" symbol means that it should be collected as "waste electrical and electronic equipment". You can return an old product to your retailer when you buy a similar new one. For other options, please contact your local council.

Fonctionne avec 5 piles AAA 1.5 V. Les piles ou les batteries doivent être correctement recyclées ou éliminées. Lorsque ce produit arrive en fin de vie, il ne doit pas être jeté avec le reste des déchets ménagers. Conformément à la directive sur les Déchets des équipements électriques et électroniques (DEEE), il doit être collecté séparément afin d'être éliminé selon les meilleures techniques de récupération et de recyclage disponibles. Cette démarche réduit les risques de pollution du sol et des eaux, et permet ainsi de minimiser l'impact de toute substance nocive sur la santé et sur l'environnement. Cela diminue également la quantité de ressources nécessaires à la fabrication de nouveaux produits, et évite la saturation des sites d'enfouissement. Veuillez apporter votre contribution en ne jetant pas ce produit avec les déchets de votre commune. Le symbole de la « poubelle barrée » signifie que ce produit doit faire l'objet d'une collecte respectant la directive sur les Déchets des équipements électriques et électroniques (DEEE). Vous pouvez également retourner les produits en fin de vie à votre détaillant lors de l'achat d'un produit similaire neuf. Pour plus d'informations, contactez votre commune.

Benötigt 5 x 1,5-V-Batterien (AAA). Batterien oder Akkus müssen recycelt oder ordnungsgemäß entsorgt werden. Ist das Gerät nicht mehr zu gebrauchen, darf es nicht über den Hausmüll entsorgt werden. Die Elektroaltgeräteverordnung sieht vor, dass das Gerät separat entsorgt wird, damit es so weit wie möglich recycelt werden kann. Dadurch lässt sich die Menge an umwelt- und gesundheitsschädlichen Substanzen, die über den Boden und das Grundwasser in den menschlichen Nahrungskreislauf gelangen könnten, minimieren sowie die für die Herstellung neuer Produkte erforderlichen Ressourcen reduzieren und Platz auf Mülldeponien sparen. Leisten Sie bitte Ihren Beitrag dazu, indem Sie das Gerät nicht über den Hausmüll entsorgen. Das Mülltonnen-Symbol bedeutet, dass das Gerät gemäß den Vorschriften für Elektro- und Elektronikgeräte entsorgt werden muss. Alte Geräte können oft beim Kauf eines neuen, ähnlichen Geräts im Einzelhandel zurückgegeben werden. Weitere Entsorgungsmöglichkeiten erfragen Sie bitte bei Ihrer Gemeindeverwaltung.

Richiede 5 pile (AAA) da 1.5 V. Le pile o le batterie devono essere riciclate o smaltite correttamente. Il simbolo del cassonetto barrato riportato sull'apparecchiatura indica che il prodotto alla fine della propria vita utile deve essere raccolto separatamente dagli altri rifiuti. L'utente dovrà, pertanto, conferire l'apparecchiatura integra dei componenti essenziali giunta a vita agli idonei centri di raccolta differenziata dei rifiuti elettronici ed elettrotecnici, oppure riconsegnarla al rivenditore al momento dell'acquisto di nuova apparecchiatura di tipo equivalente, in ragione di uno a uno. L'adeguata raccolta

differenziata per l'avvio successivo dell'apparecchiatura dimessa al riciclaggio, al trattamento e allo smaltimento ambientale compatibile contribuisce ad evitare possibili effetti negativi sull'ambiente e sulla salute e favorisce il riciclo dei materiali di cui è composta l'apparecchiatura. Lo smaltimento abusivo del prodotto da parte dell'utente comporta l'applicazione delle sanzioni amministrative di cui al D.Lgs. n. 152/2006 (parte 4 art.255).

Requiere 5 (AAA) x 1.5 V. Las pilas o las baterías deben ser recicladas o desechadas de manera apropiada. Cuando este producto alcance final de su vida útil, no lo deseches como residuo doméstico. La normativa exige que se recoja de forma separada para que pueda tratarse con las mejores técnicas de recuperación y reciclaje disponibles. De esta forma, se minimizará el impacto que la contaminación del suelo y el agua causada por sustancias peligrosas tiene sobre el medio ambiente y la salud humana, se reducirán los recursos necesarios para fabricar nuevos productos y se evitará la saturación de los vertederos. ¡Colabore desechando este producto de forma adecuada! El símbolo del contenedor con ruedas significa que debería recogerse como residuo de aparatos eléctricos y electrónicos. Puede devolver un producto antiguo en su establecimiento habitual cuando adquiera un producto nuevo similar. Si desea obtener más información, consulta con las autoridades locales.

Verest 5 (AAA) batterijen van 1,5 V. Batterijen en accu's dienen op de juiste wijze te worden gerecydeerd of afgevoerd. Wanneer dit product het einde van zijn levensduur heeft bereikt, mag het niet samen met ander huishoudelijk afval worden weggegooid. Volgens de wet moet het product afzonderlijk worden ingezameld zodat het kan worden behandeld met de best beschikbare hergebruik- en recycletechnieken. Op deze manier wordt de invloed op het milieu en de menselijke gezondheid van grond- en watervervuiling door gevaarlijke stoffen geminimaliseerd, hoeven er minder bronnen te worden gebruikt om nieuwe producten te maken en raken stortplaatsen minder snel vol. Draag je steentje bij door dit product uit de gemeentelijke afvalstroom te houden. Het afvalcontainersymbool betekent dat het product moet worden ingezameld als elektrische en elektronische afvalapparatuur. Je kunt een oud product inruilen bij de detailhandelaar wanneer je een vergelijkbaar nieuw product koopt. Neem voor andere opties contact op met de gemeente.

Requer 5 pilhas (AAA) de 1,5 V. As pilhas ou baterias deverão ser recicladas ou eliminadas de forma adequada. Quando este produto alcançar o fim da sua vida útil não deverá ser eliminado junto dos resíduos domésticos. Por lei, deverá ser recolhido em separado para posterior tratamento usando as melhores técnicas de recuperação e reciclagem disponíveis. Desta forma, minimiza-se o impacto no ambiente e saúde humana da contaminação do solo e água por substâncias perigosas, diminui-se os recursos necessários para fabricar novos produtos e evita-se o esgotamento do espaço em aterros sanitários. Colabore mantendo este produto fora da rede de recolha de resíduos urbanos! O símbolo do "caixote de lixo móvel" signi ca que o produto deverá ser recolhido como "resíduo de equipamento elétrico e eletrônico". Procure um estabelecimento que faça a coleta seletiva de material. Para outras opções, entre em contato com o conselho municipal.

Для работы требуются 5 элемента питания типа (AAA) с напряжением 1,5 В. Элементы питания и комплекты элементов питания необходимо утилизировать надлежащим образом. По окончании срока эксплуатации не выбрасывайте игрушку вместе с бытовыми отходами. Согласно закону об утилизации электрических и электронных устройств ее необходимо утилизировать отдельным способом, с использованием наиболее подходящих технологий утилизации и переработки. Это позволит снизить негативные последствия для окружающей среды и здоровья человека, уменьшит загрязнение воды и почвы опасными веществами, а также снизит количество ресурсов, необходимых для изготовления новых игрушек и сократит объем мусора на городских свалках. Внесите свой вклад, сохранив город чистым. Значок с изображением переречнутой корзины означает, что игрушку следует утилизировать согласно закону об утилизации электрических и электронных устройств. При покупке новой игрушки вы можете вернуть старую в магазин. Чтобы узнать о других возможных вариантах утилизации, обратитесь в местную перерабатывающую организацию.

FCC Statement:

This equipment has been tested and found to comply with the limits for a Class B digital device, pursuant to Part 15 of the FCC Rules. These limits are designed to provide reasonable protection against harmful interference in a residential installation. This equipment generates, uses and can radiate radio frequency energy and, if not installed and used in accordance with the instructions, may cause harmful interference to radio communications. However, there is no guarantee that interference will not occur in a particular installation. If this equipment does cause harmful interference to radio or television reception, which can be determined by turning the equipment off and on, the user is encouraged to try to correct the interference by one or more of the following measures:

- Reorient or relocate the receiving antenna.
- Increase the separation between the equipment and receiver.
- Connect the equipment into an outlet on a circuit different from that to which the receiver is connected.
- Consult the dealer or an experienced radio/TV technician for help.

This device complies with Part 15 of the FCC rules. Operation is subject to the following two conditions:

- (1) This device may not cause harmful interference, and
- (2) This device must accept any interference received, including interference that may cause undesired operation.

Note: Changes or modifications not expressly approved by the party responsible for compliance could void the user's authority to operate the equipment.

This device contains licence-exempt transmitter(s)/receiver(s) that comply with Innovation, Science and Economic Development Canada's licence-exempt RSS(s). Operation is subject to the following two conditions:

1. This device may not cause interference.

2. This device must accept any interference, including interference that may cause undesired operation of the device.
(CAN ICES-3(B)/NMB-3(B))

Énoncé de la FCC :

Ce matériel a été testé et déclaré conforme aux limites pour un appareil numérique de classe B, en vertu de la partie 15 des règles FCC. Ces limites ont pour objet d'offrir une protection raisonnable contre le brouillage préjudiciable dans une installation résidentielle. Cet appareil produit, utilise et émet de l'énergie des fréquences radio. S'il n'est pas installé et utilisé conformément à ces consignes, il peut occasionner des interférences nuisibles aux communications radio. Cependant, il n'y a aucune garantie qu'il ne se produira pas d'interférences dans une installation en particulier. Si ce matériel provoque un brouillage préjudiciable à la réception radio ou de télévision, ce qui peut être établi en coupant et en rallumant l'appareil, il est conseillé d'essayer de corriger ce brouillage par l'une ou plusieurs des mesures suivantes :

- Reorienter ou déplacer l'antenne réceptrice.
- Augmenter la distance entre l'appareil et le récepteur.
- Brancher l'appareil dans un circuit différent de celui du récepteur.
- Obtenir l'aide du revendeur ou d'un technicien de radio/TV connecté.

Ce dispositif est conforme à la partie 15 des règles FCC. Le fonctionnement est soumis aux deux conditions suivantes :

1. cet appareil ne peut causer d'interférences nuisibles, et
 2. cet appareil doit accepter toute interférence reçue, notamment les interférences susceptibles d'occasionner un fonctionnement indésirable.
- Tout changement ou toute modification n'ayant pas été expressément approuvé par la partie responsable de la conformité pourrait annuler le droit de l'utilisateur à utiliser ce dispositif.

L'émetteur/récepteur exempt de licence contenu dans le présent appareil est conforme aux CNR d'Innovation, Sciences et Développement économique Canada applicables aux appareils radio exempts de licence. L'exploitation est autorisée aux deux conditions suivantes :

1. L'appareil ne doit pas produire de brouillage;
 2. L'appareil doit accepter tout brouillage radioélectrique subi, même si le brouillage est susceptible d'en compromettre le fonctionnement.
- (CAN ICES-3(B)/NMB-3(B))

Supplier's Declaration of Conformity 47 CFR § 2.1077 Compliance Information

Product name: RC OFF-ROAD STUNT RACER

Model: 389118

Responsible Party – U.S. Contact Information

AULDEY TOYS OF NORTH AMERICA, LLC.

13048 Valley Blvd, Fontana, CA92335, USA

Tel : (844) 303-8936 customerservice@alphagroup-us.com

FCC Compliance Statement

This device complies with Part 15 of the FCC rules. Operation is subject to the following two conditions:

- (1) This device may not cause harmful interference, and
- (2) This device must accept any interference received, including interference that may cause undesired operation.

OPERATING FREQUENCY 2410MHz ~ 2473MHz

EIRP (MAX.) Car: -7.91dBm Remote Control: 1.10dBm

OPERATING TEMPERATURE -20~+85°C

-COMPATIBLE WITH TOP BUILDING BRICK SYSTEMS - COMPATIBLE AVEC LES BRIQUES DE CONSTRUCTION DES GRANDES MARQUES - KOMPATIBEL MIT TOP-BAUZEIGELSYSTEMEN - COMPATIBEL CON IL SISTEMA DI COSTRUZIONE DI MATTONI SUPERIORE! - COMPATIBLE CON OTROS SISTEMAS DE BLOQUES DE CONSTRUCCION - COMPATIBEL MET ANDER BOUWSTEEENSPLEEGOED. - COMPATÍVEL COM OS SISTEMAS DE TIJOLO DE TOPO - ТАКАЯ ПРОДУКЦИЯ СОВМЕСТИМА С ДРУГИМИ СТРОИТЕЛЬНЫМИ НАБОРАМИ ИГРУШКИ ВЕРХНОГО УРОВНЯ

